
This is an electronic reprint of the original article.
This reprint may differ from the original in pagination and typographic detail.

Das, Tamal Kanti; Rodriguez Treviño, Agustin M.; Pandiri, Sanjay; Irvankoski, Sini; Siitonen, Juha H.; Rodriguez, Sara M.; Yousufuddin, Muhammed; Kürti, László

Catalyst-free transfer hydrogenation of activated alkenes exploiting isopropanol as the sole and traceless reductant

Published in:
Green Chemistry

DOI:
[10.1039/d2gc04315g](https://doi.org/10.1039/d2gc04315g)

Published: 21/01/2023

Document Version
Peer-reviewed accepted author manuscript, also known as Final accepted manuscript or Post-print

Published under the following license:
Unspecified

Please cite the original version:
Das, T. K., Rodriguez Treviño, A. M., Pandiri, S., Irvankoski, S., Siitonen, J. H., Rodriguez, S. M., Yousufuddin, M., & Kürti, L. (2023). Catalyst-free transfer hydrogenation of activated alkenes exploiting isopropanol as the sole and traceless reductant. *Green Chemistry*, 25(2), 746-754. <https://doi.org/10.1039/d2gc04315g>

This material is protected by copyright and other intellectual property rights, and duplication or sale of all or part of any of the repository collections is not permitted, except that material may be duplicated by you for your research use or educational purposes in electronic or print form. You must obtain permission for any other use. Electronic or print copies may not be offered, whether for sale or otherwise to anyone who is not an authorised user.



**Catalyst-Free Transfer Hydrogenation of Activated Alkenes
Exploiting Isopropanol as the Sole and Traceless Reductant**

Journal:	<i>Green Chemistry</i>
Manuscript ID	GC-ART-11-2022-004315.R1
Article Type:	Paper
Date Submitted by the Author:	14-Dec-2022
Complete List of Authors:	Das, Tamal Kanti; Rice University Wiess School of Natural Sciences, Chemistry Rodriguez Treviño, Agustin; Rice University, Chemistry Pandiri, Sanjay; Rice University, Chemistry Irvankoski, Sini; Aalto University, Chemistry and Materials Science Siitonen, Juha; Aalto University, Department of Chemistry and Materials Science, Rodriguez, Sara; University of North Texas at Dallas, Department of Natural Sciences Yousufuddin, Muhammed; University of North Texas at Dallas, Kurti, Laszlo; Rice University Wiess School of Natural Sciences, Chemistry

Catalyst-Free Transfer Hydrogenation of Activated Alkenes Exploiting Isopropanol as the Sole and Traceless Reductant

Received 00th January 20xx,
Accepted 00th January 20xx

Tamal Kanti Das,^{†,a} Agustin M. Rodriguez Treviño,^{†,a} Sanjay Pandiri,^a Sini Irvankoski,^b Juha H. Siitonen,^b Sara M. Rodriguez,^c Muhammed Yousufuddin,^c and László Kürti*,^a

DOI: 10.1039/x0xx00000x

Both metal-catalyzed and organocatalytic transfer hydrogenation reactions are widely employed for the reduction of C=O and C=N bonds. However, selective transfer hydrogenation reactions of C=C bonds remain challenging. Therefore, the chemoselective transfer hydrogenation of olefins under mild conditions and in the absence of metal catalysts, using readily available and inexpensive reducing agents (i.e. primary and secondary alcohols), will mark a significant advancement towards the development of green transfer hydrogenation strategies. Described herein is an unconventional catalyst-free transfer hydrogenation reaction of activated alkenes using isopropanol as an eco-friendly reductant and solvent. The reaction gives convenient synthetic access to a wide range of substituted malonic acid half oxyesters (SMAHOs) in moderate to good yields. Mechanistic investigations point towards an unprecedented hydrogen bond-assisted transfer hydrogenation process.

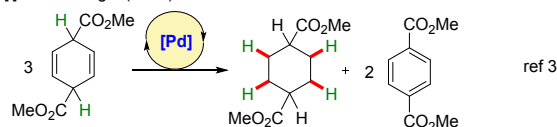
Introduction

The catalytic hydrogenation of unsaturated molecules is often the key transformation used in the production of fine chemicals, active pharmaceutical ingredients (APIs) and agrochemicals. Both homogeneous and heterogeneous catalyst systems, with molecular H₂ as the hydrogen source, have been widely studied and used for traditional hydrogenation reactions.¹ Transfer hydrogenation (TH) has emerged as a practical and greener alternative to traditional hydrogenation methods since it avoids the use of flammable gases and complicated experimental set-ups. Specifically, the serious safety hazards associated with the use of high-pressure hydrogenation reactors are eliminated by employing readily available, inexpensive and environmentally friendly alternative hydrogen sources in TH methods.² The first TH reaction of a C=C double bond was reported nearly 120 years ago by Knoevenagel and coworkers. They described the simultaneous hydrogenation/dehydrogenation of 1,4-cyclohexadiene derivatives [Scheme 1, eq.(i)].³ The Meerwein–Ponndorf–Verley reduction of ketones uses aluminum isopropoxide in isopropanol for the hydrogen transfer to C=O bonds and it represents a classic example of TH developed in the early 20th century.⁴ Following this pioneering reaction, several metal complexes (i.e., noble and transition metal complexes, main group and alkaline earth metal complexes) and small organic compounds have been successfully employed as catalysts for the reduction of C=O and C=N bonds utilizing primary and secondary alcohols and various unconventional hydrogen donors (e.g.; Hantzsch esters, 1,4-cyclohexadiene, formic acid and even water).^{2,5–10} However, the chemoselective green TH reaction of C=C double bonds remained less explored due to their limited polarizability. Most methods reported the selective reduction of polarized C=C double bonds that require noble/transition metal-based catalysts (e.g. Pd, Co, Ru, Rh, Ir,

Ni, Cu, Au etc.) in combination with ligands as well as expensive hydrogen donors.^{2,11} In an attempt to avoid metal-based catalysts, List and MacMillan groups independently reported an ammonium salt-catalyzed transfer hydrogenation of α,β -unsaturated aldehydes using a stoichiometric amount of Hantzsch ester as the hydrogen source [Scheme 1, eq.(ii)].¹²

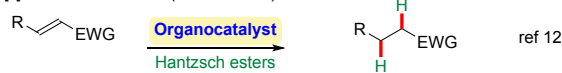
First discovery of transfer hydrogenation of alkenes

[i] Knoevenagel (1903)



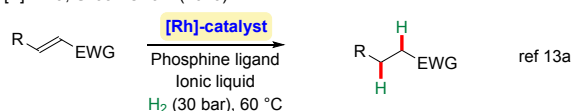
Organocatalytic transfer hydrogenation of alkenes

[ii] List and MacMillan (2004 & 2005)

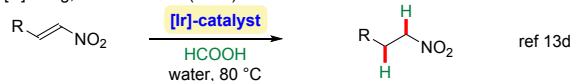


Green transfer hydrogenation of alkenes in the past 10 years

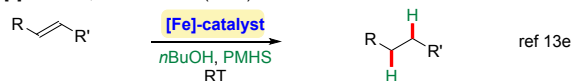
[iii] Mika, *Green Chem.* (2013)



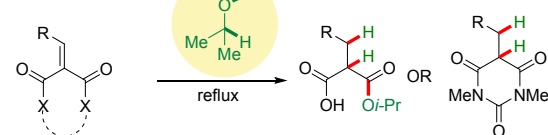
[iv] Yang, *Green Chem.* (2021)



[v] Webster, *Green Chem.* (2021)



This Work:



- | | | |
|---|--|--|
| <input checked="" type="checkbox"/> H ₂ gas-free | <input checked="" type="checkbox"/> Green solvent | <input checked="" type="checkbox"/> Low cost |
| <input checked="" type="checkbox"/> Metal/Catalyst-free | <input checked="" type="checkbox"/> Zero waste | <input checked="" type="checkbox"/> Broad scope |
| <input checked="" type="checkbox"/> Chemospecific | <input checked="" type="checkbox"/> Operational simplicity | <input checked="" type="checkbox"/> FG compatibility |

Scheme 1: The evolution of green transfer hydrogenation reactions for C=C bonds.

^a Department of Chemistry, Rice University, Houston, Texas 77030, USA.

^b Department of Chemistry and Materials Science, Aalto University, FI-02150 Espoo, Finland.

^c Department of Natural Sciences, University of North Texas at Dallas, Dallas, Texas 75241, USA.

[†] TKD and AR have contributed equally.

Electronic Supplementary Information (ESI) available. See DOI: 10.1039/x0xx00000x

Realizing the need for a green and efficient TH reaction to selectively reduce C=C bonds, a few strategies have been introduced in the past 10 years. A Rh-catalyzed TH reaction was reported using γ -valerolactone-based ionic liquids and H₂ (i.e., @30 bar) to reduce C=C bonds. This strategy showed high turnover frequency and catalyst recyclability, however, it still requires the presence of a noble metal (Rh) complex, flammable H₂ gas and high-pressure reactor [Scheme 1, eq. (iii)].^{13a} In 2018, the Li group used a hetero-bifunctional catalyst derived from Pd/C nanoparticles and Ru/diamine species along with sodium formate as the hydrogen source to simultaneously reduce alkynes and ketones: showing poor chemoselectivity.^{13b} Catalytic transfer hydrogenation of maleic acid to succinic acid using a flow technique was reported using stoichiometric formic acid and Pd/C catalyst. The reaction requires high catalyst to substrate ratio and high temperature (~200 °C) in the flow reactor for optimal efficiency.^{13c} Recently, Iridium-catalyzed TH reaction of nitroalkenes was reported by the Wang group using formic acid as hydrogen source and water as solvent. The reaction was performed with low catalyst loading; however, it could not eliminate the use of noble metals and the scope is limited to only nitroalkenes [Scheme 1, eq. (iv)].^{13d} Most recently, earth abundant Fe-catalyzed TH reaction of alkenes, using the combination of *n*-butanol and poly(methylhydrosiloxane), was reported by the Webster group. This reaction avoids the use of noble metals but it still requires excess amounts of poly(methylhydrosiloxane) as hydrogen source for the reduction of unfunctionalized alkenes [Scheme 1, eq. (v)].^{13e}

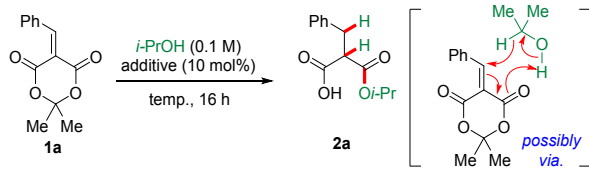
Despite the advancements outlined above, a metal-free chemoselective, green and cost-effective TH method for alkenes remains highly desirable. Nearly all known TH strategies require a catalyst which is either synthesized in multiple steps from toxic and expensive noble/transition metal complexes or purchased from commercial sources, therefore, a catalyst-free TH reaction of alkenes using a readily available and inexpensive hydrogen source would contribute significantly to the evolution of green TH reactions in terms of simplicity and cost-effectiveness. Herein, we report the catalyst-free transfer hydrogenation reaction of activated alkenes exploiting isopropanol as the sole and traceless reductant.

Results and discussion

The present study was initiated after a serendipitous observation: the C=C bond in benzylidene Meldrum's acid **1a** was unexpectedly reduced when heated in isopropanol under reflux conditions. The overall transformation gave rise to the benzyl-substituted malonic acid half oxyster **2a** in 66% isolated yield (Table 1, entry 1). It is noteworthy that the substituted malonic acid half oxysters (SMAHOs) are an important class of molecules well known as pro-nucleophiles or enolate surrogates for a range of olefination and addition reactions in modern synthetic organic chemistry.¹⁴ To our surprise, the reduction of the C=C bond (i.e., a formal hydrogenation) did not require the presence of any catalyst and occurred readily in boiling isopropanol which, apparently functioned as both the solvent and the sole reductant. To the best of our knowledge, this is the first example of a catalyst/metal-free transfer hydrogenation reaction of electron-deficient alkenes using isopropanol as the sole hydrogen source. Realizing the potential of this catalyst-free TH reaction as a greener and more economical

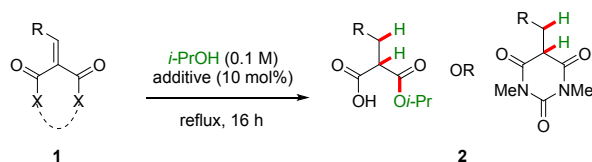
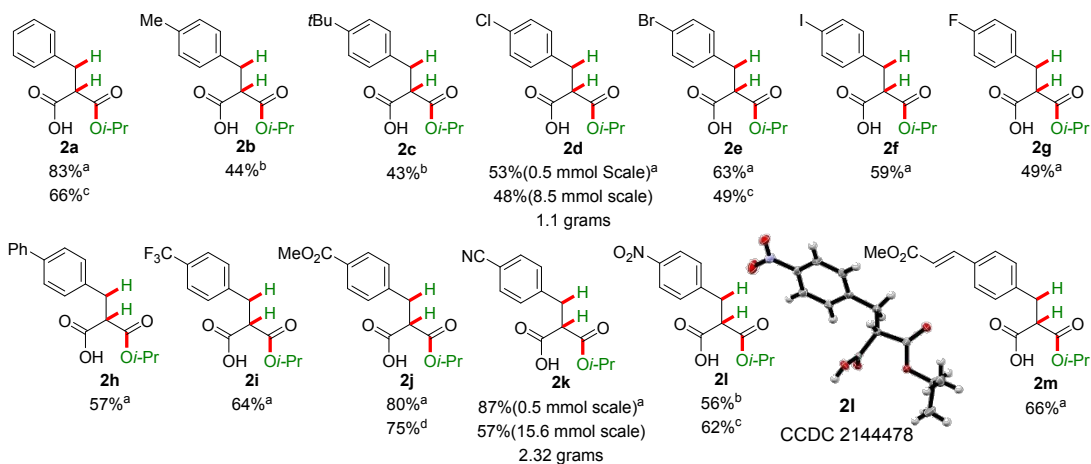
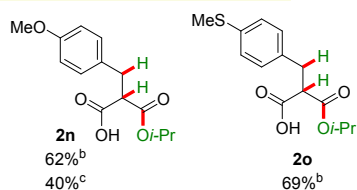
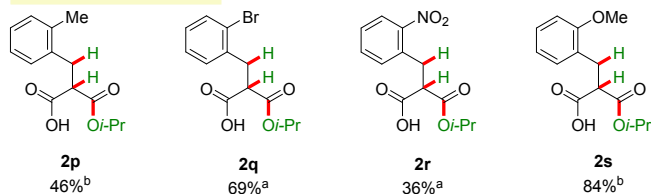
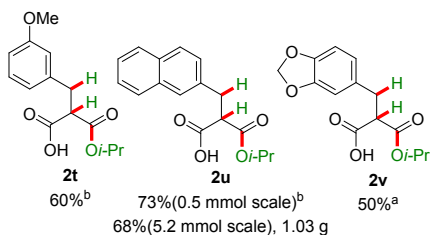
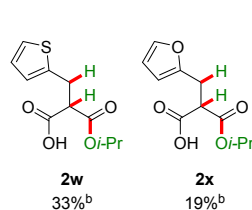
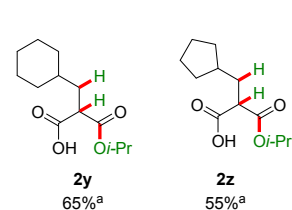
alternative to the currently known catalytic TH reactions, we decided to investigate further and explore the scope and limitations of this unprecedented TH reaction. Initially, we carried out a few control experiments to understand the impact of changing some of the key reaction parameters on the feasibility of the overall transformation. Using primary or tertiary alcohols as solvents (e.g., methanol, ethanol or *tert*-butanol) at reflux temperature, the starting material **1a** remained unchanged and neither reduced nor ring-opened products were detected. A quick temperature screen revealed that the TH reaction does not proceed at room temperature (25 °C) in isopropanol solvent (Table 1, entry 3), however, heating the reaction mixture for 16 h at 60 °C afforded product **2a** in 32% yield (Table 1, entry 2). Based on these initial experiments, our working hypothesis was that the reduction of the C=C bond proceeds via a hydrogen bond-assisted hydride-transfer (see header of Table 1).¹⁵ We anticipated that the use of either Brønsted or Lewis acids would further activate the ester carbonyls of the Meldrum's acid moiety to make the C=C bond more electrophilic and thus would facilitate the hydride-transfer process.¹⁶ Therefore, we studied how employing 10 mol% of various Brønsted and Lewis acid additives (Table 1, entries 4-16) affected the efficiency of the transformation. Hydrochloric acid in ethereal solution markedly improved yield of **2a** from 66 to 82% (entry 4), while other Brønsted acids (e.g., HBr, AcOH, Amberlyst and CSA) produced similar or lower yields of the product **2a** (entries 5-8).

Table 1: Optimization of the TH reaction conditions.



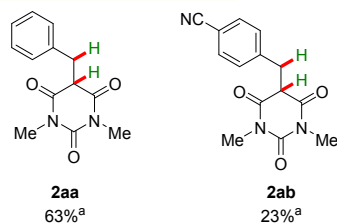
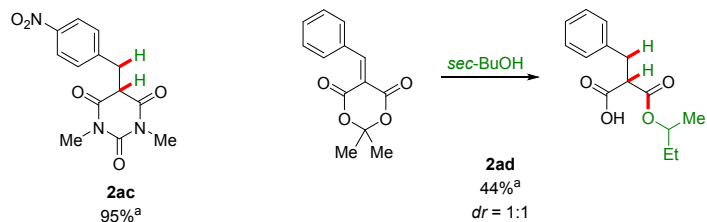
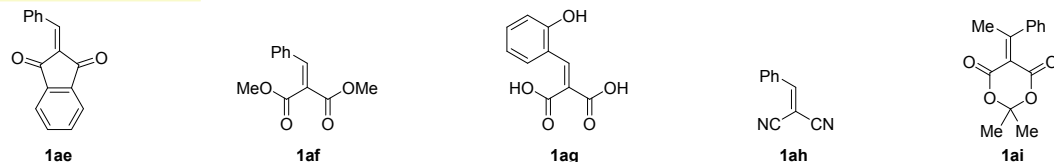
entry ^a	additive	temp	yield (%) of 2a
1	none	reflux	66 ^b
2	none	60 °C	32
3	none	25 °C	<5
4	HCl (in ether 2 M)	reflux	82
5	HBr (33% in H ₂ O)	reflux	40
6	AcOH (glacial)	reflux	60
7	Amberlyst	reflux	70
8	CSA	reflux	64
9	Sc(OTf) ₃	reflux	41
10	B(OH) ₃ [Boric Acid]	reflux	70
11	Ph-B(OH) ₂	reflux	58
12	4-MeO-Ph-B(OH) ₂	reflux	67
13	4-NMe ₂ -Ph-B(OH) ₂	reflux	59
14	4-NO ₂ -Ph-B(OH) ₂	reflux	83
15	3,5- <i>di</i> -F-Ph-B(OH) ₂	reflux	73
16	3,5- <i>bis</i> -CF ₃ -Ph-B(OH) ₂	reflux	83 ^b
17	3,5- <i>bis</i> -CF ₃ -Ph-B(OH) ₂	25 °C	<5
18	3,5- <i>bis</i> -CF ₃ -Ph-B(OH) ₂	40 °C	10
19	3,5- <i>bis</i> -CF ₃ -Ph-B(OH) ₂	60 °C	32
20	3,5- <i>bis</i> -CF ₃ -Ph-B(OH) ₂	reflux	60 ^c
21	3,5- <i>bis</i> -CF ₃ -Ph-B(OH) ₂	reflux	16 ^d

^a Reactions were conducted on a 0.5 mmol scale. **1a** (0.5 mmol) and additive (10 mol%) were suspended in *i*-PrOH (0.1 M) and then heated to the given temperature. The reaction was stirred for 16 h. All given yields are NMR yields using 1,3,5-trimethoxybenzene as standard. ^b Isolated yields. ^c Concentration: 0.2 M. ^d Concentration: 0.5 M.

**A. Electron-Neutral and Electron-Deficient *p*-Substituted Arenes****B. Electron-Rich *p*-Substituted Arenes****C. *o*-Substituted Arenes****D. *m*-Substituted and Fused Arenes****E. Heteroaromatic Substituents****F. Alkyl Substituents**

[a] Unless

noted

G. Barbituric Acid Derivatives**H. Other Secondary Alcohols****I. Unsuccessful substrates**

otherwise, all hydrogenation reactions are carried out in *i*-PrOH (at 0.1 M concentration) with 0.5 mmol of the substrate **1**, 0.05 mmol of 3,5-*bis*-CF₃-Ph-B(OH)₂ under reflux condition for 16 hours. See Supporting Information for detailed procedures. The yields shown are isolated yields of the half oxyster products **2** after flash column chromatography. ^[b] Reaction carried out for 40 hours. ^[c] Reaction carried out without 3,5-*bis*-CF₃-Ph-B(OH)₂. ^[d] Reaction carried out at 60 °C instead of reflux.

Scheme 2: Scope of substrates for TH reaction

Next, we screened electronically different aryl boronic acid derivatives as additives, as they are expected to activate the substrate **1a**.¹⁷ Electron-deficient boronic acids furnished higher yields of **2a** (entries 14–16) in contrast to electron rich boronic acids (entries 12–13). Among the screened additives, 3,5-*bis*(trifluoromethyl)phenyl boronic acid was found to be the most efficient, furnishing **2a** in 83% isolated yield (90% NMR yield) (entry 16). Reactions carried out at lower temperatures (60, 40 and 25 °C) in presence of 3,5-*bis*(trifluoromethyl)phenyl boronic acid showed drastic drop in the yield of **2a** (entries 17–19). The increase of the reaction concentration (e.g., 0.5 M & 0.2 M versus 0.1 M) resulted in a substantial decrease in the yield (entries 20 & 21).

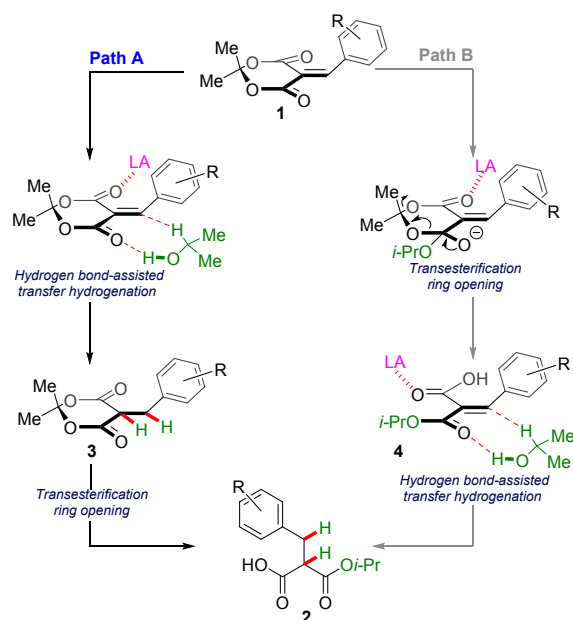
With the optimized reaction conditions in hand, we were ready to explore the scope and limitations of this unprecedented transfer hydrogenation reaction (Scheme 2). A series of electronically dissimilar alkylidene Meldrum's acids was prepared by the condensation of Meldrum's acid and substituted aldehydes (see SI, page S-5). The substituted malonic acid half oxyester products (**2a–2z**) were isolated in moderate to good yields using the optimized reaction conditions. Alkylidene Meldrum's acids with electron-donating substituents at the *para*-position (Scheme 2B, **1n–1o**) reacted slower than those with electron-neutral and electron-withdrawing substituents (Scheme 2A, **1a–1m**) to furnish the corresponding malonic acid half oxyesters (**2a–2o**) in moderate to good yields (43% to 87%).

Interestingly, the TH/transesterification reaction showed chemo specificity for the C=C bond of the alkylidene Meldrum's acid moiety over the C=C bond of a simple α,β -unsaturated ester (**2m**). Alkylidene Meldrum's acid substrates featuring *ortho*- and *meta*-monosubstituted as well as fused arenes (**1p–1v**) were well-tolerated under the reaction conditions, furnishing the expected products (Scheme 2C & 2D, **2p–2v**) in moderate to good yields (36% to 84%). Next, we investigated the reactivity of heteroarene-bearing alkylidene Meldrum's acids (Scheme 2E, **1w & 1x**) and found that the more electron-rich heteroarene rings resulted in a decrease of isolated yield (**2w–2x**; 33% to 19% and alkylidene Meldrum's acid derived from pyrrole-2-carboxaldehyde did not reduce under this condition). Replacing the aromatic rings with cyclic alkyl substituents on the alkylidene Meldrum's acid were also successfully reduced and transesterified (**2y–2z**, Scheme 2F). Overall, we found the TH reaction to be readily scalable; the larger scale (5 to 15 mmol) reactions afforded gram quantities of the products **2d**, **2k** and **2u** (1.10 grams, 2.32 grams and 1.03 grams, respectively).

We then shifted our attention to varying the structure of the cyclic 1,3-dicarbonyl moiety. Thus, alkylidene barbituric acids underwent smooth TH under identical reaction conditions, however, unlike alkylidene Meldrum's acids, the barbituric acid ring remained intact (Scheme 2G, **2aa–2ac**). Interestingly, when the Meldrum's acid moiety was replaced with 1,3-indandione and acyclic malonic ester/acid or malononitrile (**1ae–1ah**), the TH reaction was not successful. This observation indicates that a rigid, six-membered cyclic ester or an amide is a key requirement for the transfer hydrogenation reaction. Moreover, the acetophenone-derived alkylidene Meldrum's acid **1ai** also did not undergo transfer hydrogenation. Finally, we were curious to see if other secondary alcohols besides isopropanol would serve as viable reducing agents -

the use of *sec*-butanol as solvent afforded the corresponding malonic acid half oxyester compound **2ad** in 44% yield as an 1:1 inseparable mixture of diastereomers (Scheme 2H).

We propose that there are two possible distinct mechanistic pathways (Scheme 3, **Path A** or **Path B**) that could lead to the formation of the observed product **2**: a TH followed by transesterification (i.e., ring-opening) or a transesterification followed by TH. Specifically, in **Path A**, alkylidene Meldrum's acid derivative **1** first undergoes a concerted hydrogen bond-assisted hydride-transfer from *i*-PrOH to generate alkyl-substituted Meldrum's acid **3**. We surmise that the hydride-transfer step is the key step as it likely requires a hydrogen bonding network to create a cyclic transition state similar to the MPV reduction⁴ in order to facilitate the hydride-transfer process. The Lewis acid additive [3,5-*bis*(trifluoromethyl)phenyl boronic acid] further activates the alkylidene Meldrum's acid moiety as a hydride acceptor, potentially through additional hydrogen bonding network. Finally, the alkyl-substituted Meldrum's acid **3** undergoes a transesterification reaction with *i*-PrOH to furnish compound **2**. On the other hand, **Path B** would first undergo a ring-opening transesterification to generate the corresponding alkylidene malonic acid half oxyester intermediate **4**, which then would undergo a concerted hydride-transfer process to furnish the observed product



2.

Scheme 3: Proposed possible reaction pathways leading to the product **2**.

To experimentally differentiate between these two possible mechanistic event sequences (i.e., **Path A** or **Path B**), we aimed to detect the intermediates **3** and **4** (Scheme 3) using ¹H-NMR. Towards this end, alkylidene Meldrum's acid **1e** was heated at reflux in *i*-PrOH only for 1 h. The ¹H-NMR of the resulting crude reaction mixture was compared with the spectra of pure alkyl-substituted Meldrum's acid **3e** and pure alkylidene malonic acid half oxyester **4e**, synthesized independently (See SI Page S-10). This experiment clearly showed the presence of intermediate **3e** along with the product **2e** in a 1:5 ratio (Figure 1) (See SI, Page S-12). Surprisingly, presumed intermediate **4e**

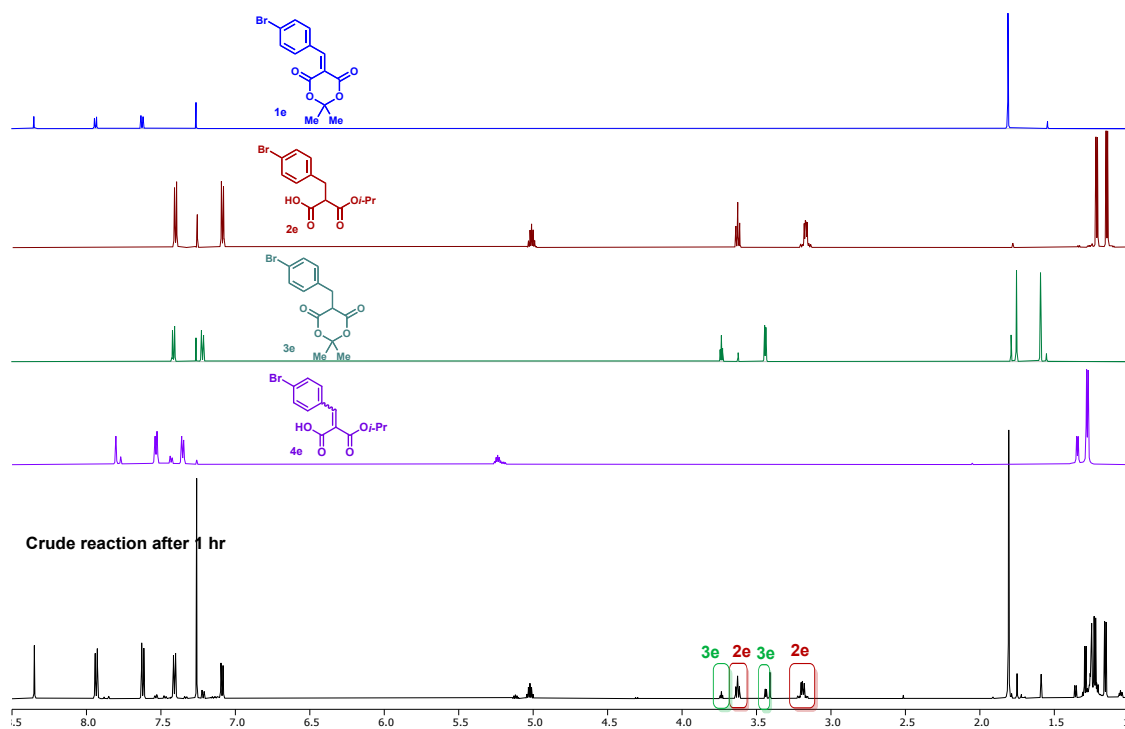
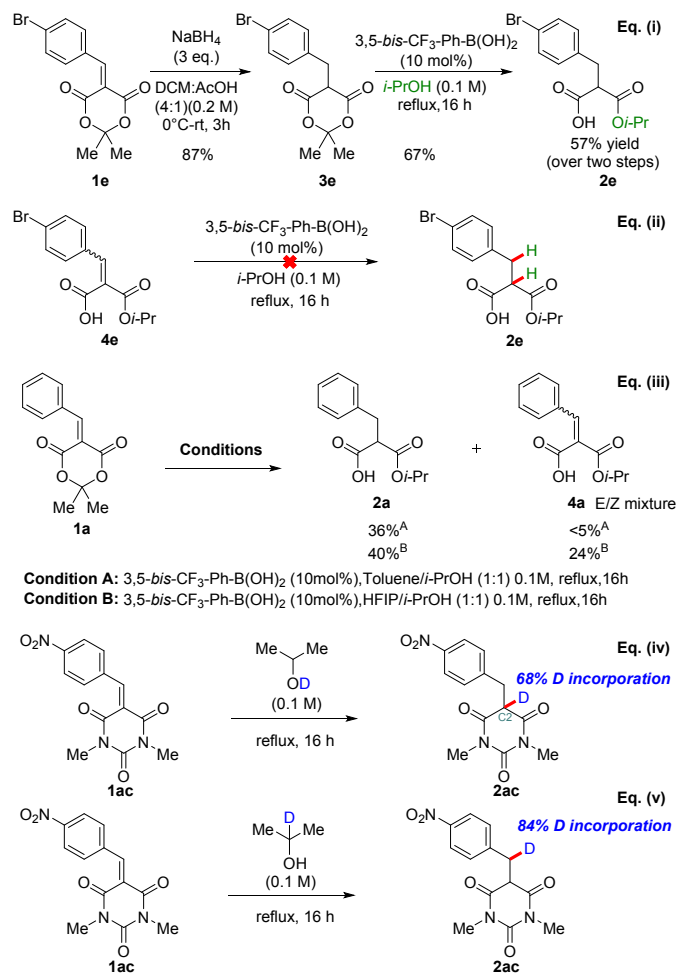


Figure 1: Mechanistic studies for the identification of reaction intermediates



Scheme 4: Mechanistic control experiments.

was not observed in the crude reaction mixture. Moreover, complete conversion to product **2e** occurred when intermediate **3e** was heated in *i*-PrOH for 16 hours at reflux [Scheme 4, eq. (i)]. On the other hand, the proposed intermediate **4e**, from the alternative Path B, remained unreacted under identical conditions [Scheme 4, eq. (ii)]. Taken together, these observations support Path A over Path B, that is, that a transfer hydrogenation occurs first, followed by a transesterification reaction (Scheme 3).

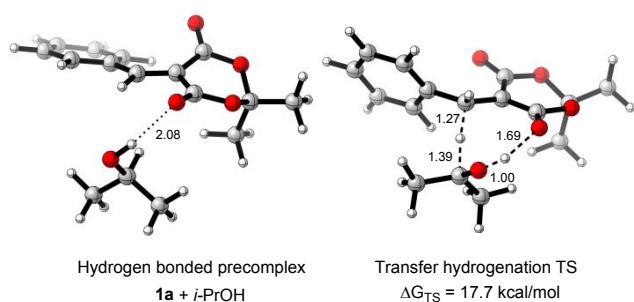
We further investigated whether the *i*-PrOH would still be viable as a reducing agent in the presence of a co-solvent. Using toluene as the main solvent in the presence of 5 equivalents of *i*-PrOH, the reduction of alkylidene Meldrum's acid **1a** did not occur based on the fact that product **2a** was not detected. However, when equal volumes (1:1) of toluene and *i*-PrOH were used as the reaction medium, product **2a** was isolated in 36% yield; in contrast, 83% of **2a** was isolated when pure *i*-PrOH was used as the solvent. These results strongly suggest the critical importance of a hydrogen bonding network to making this TH reaction possible. We also studied the TH reaction in pure hexafluoro isopropanol (HFIP) and also using an HFIP-IPA (1:1 mixture). Interestingly, the TH did not take place in pure HFIP medium, however, in the presence of HFIP-IPA mixture (1:1) the expected reduced malonic acid half oxyester **2a** product was isolated in 40% yield along with the non-reduced ring opened half oxyester **4a** in 24% yield. [Scheme 4, eq. (iii)].

Finally, a set of deuterium-labelling experiments were carried out to study the deuterium incorporation during the reduction. Reduction of **1ac** with *i*-PrOD resulted in the formation of the reduced product **2ac** with 68% D-incorporation at the enolizable C2 position [Scheme 4, eq. (iv)]. Furthermore, when the reduction was carried out in the presence of *i*-PrOH-2-D resulted the reduced product **2ac** with 84% D-incorporation at the benzylic position

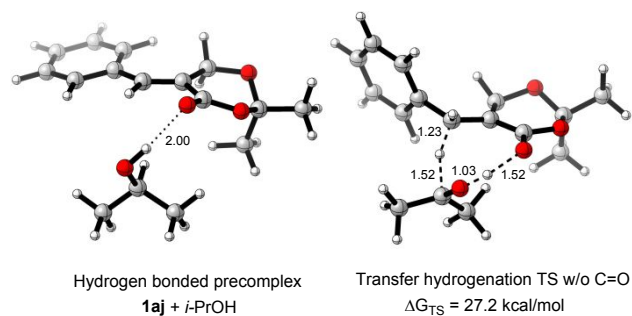
[Scheme 4, eq. (v)] (See SI Page S-9). Both these observations are in accordance with our proposed mechanism of the hydrogen transfer process (see Scheme 3) and supports the involvement of a concerted 8-membered cyclic transition state.

Finally, to better understand the hydrogen-transfer process itself, we employed computational studies at B97D3/def2TZVP/CPCM(*i*-PrOH) level using a model of **1a** reacting with a single molecule of isopropanol using orca 5.0.2.¹⁹ This simplified model arrives to the key transition state, which is expected to be further modulated by an external hydrogen bonding network. Carrying out a full conformational search of **1a** and isopropanol using CREST/gfn2 followed by DFT refinement identified a highly bound precomplex, where the isopropanol is bound in a pocket of **1a** through a C=O...H hydrogen bond (Figure 2A).²⁰ The lowest energy pathway from this hydrogen-bonded precomplex towards the reduction is a concerted transfer hydrogenation event, with a calculated barrier of $\Delta G_{TS} = 17.7$ kcal/mol, fitting well with the needed elevated temperature. The identified lowest energy path proceeds *via* an 8-membered concerted hydride-proton exchange transition state (Figure 2A).²¹

A Hydrogen-bond assisted concerted hydride transfer



B Removal of additional conjugation disfavors the transfer hydrogenation



C Conformational bias for cyclic vs. acyclic systems

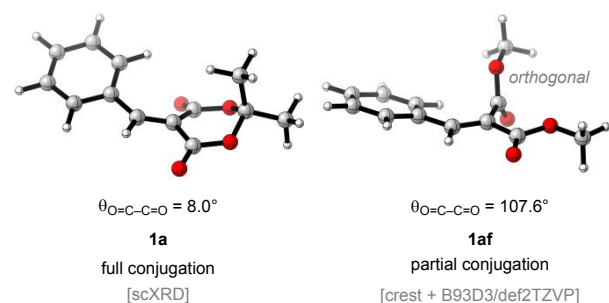
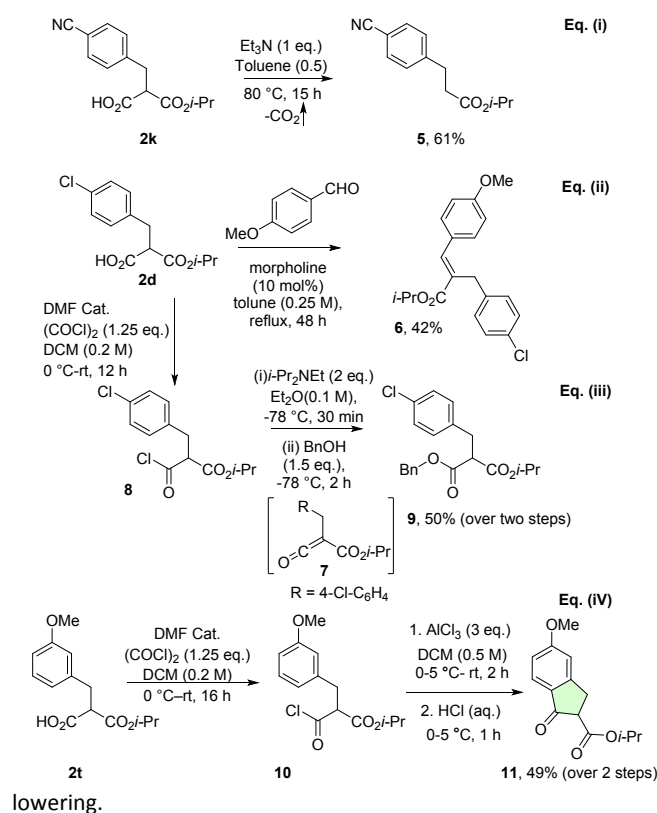


Figure 2: Reduction barriers for the hydrogen bond-assisted transfer hydrogenation process.

In order to understand the experimentally observed requirement for a cyclic 1,3-dicarbonyl system, we also computed the pathway for a model compound where the distal C=O of **1a** was replaced with a methylene unit (**1aj**, Figure 2A). This electronic change, while maintaining the cyclic backbone, resulted in an almost twice as high of a reduction barrier at $\Delta G_{TS} = 27.1$ kcal/mol compared to **1a**, suggesting that the cyclic backbone is needed for conformational locking to achieve full planarization of the 1,3-dicarbonyl motif (Figure 2B). The co-planarity of both C=O groups with the C=C system results in full conjugation over the system and a significant increase of electrophilicity through π^* -lowering. This planarization can be seen in the minimum energy conformer of **1a** where the O=C-C=O dihedral angle 8.0° (planarization observed in scXRD dihedral angle for computed minimum energy geometry of **1af** is 107.6° , and one of the carbonyl systems lies near-orthogonal structure of **1a**, see SI, page S-8). Comparing this against the computed minimum energy conformer for acyclic dimethyl ester **1af**, the non-planarity is highly pronounced: O=C-C=O to the C=C π -system (Figure 2C). Such C=C conjugation to only one of the C=O systems results in higher reduction barrier, as observed for **1aj**. Based on the twisted nature of **1a**, it is likely the reduction also enjoys some contribution from strain-release effects. The observed higher yields with hydrogen bonding to solvent, and both protic and Lewis-acidic activation can also be rationalized with this model, as all of these can bind to the distal carbonyl group and provide further π^* -



lowering.

Scheme 5: Synthetic utility of SMAHOs.

This transfer hydrogenation/transesterification method allows straightforward synthetic access to a wide variety of substituted malonic acid half oxysters (SMAHOs).¹⁴ The method offers improved overall yields and operational simplicity when compared to the previously reported methods to access various half oxyster

derivatives from malonate esters or Meldrum's acids.²² The resulting SMAHOs are valuable compounds for the generation of versatile reactive intermediates, such as enolates, isocyanates and ketenes.¹⁴ Towards this end, we carried out a few representative transformations (Scheme 5). In the first reaction, compound **2k** underwent smooth decarboxylation when heated at 80 °C in the presence of triethylamine to furnish dihydrocinnamate ester **5** (Scheme 5, Eq. i). Next, a Galat reaction was carried out using compound **2d** in presence of 4-methoxybenzaldehyde which led to the formation of a substituted phenylacrylic acid derivative (**6**, exclusively the *E*-isomer; Eq. ii). Moreover, we were able to prepare mixed malonate ester **9** from **2d** via the corresponding ketene intermediate **7** (Eq. iii). Finally, compound **2t** was converted to the corresponding acid chloride **10**, which was subjected to the Friedel-Crafts acylation reaction to furnish the 2,3-dihydroindenone derivative **11** (Eq. iv).

Conclusions

In conclusion, we have discovered a previously unknown catalyst-free transfer hydrogenation reaction of alkylidene Meldrum's acids and barbituric acids. This approach allows convenient access to synthetically useful substituted malonic acid half oxyesters (SMAHOs) and functionalized barbituric acids. Our new green strategy has a number of advantages over the reported TH reactions of C=C bonds in the recent past (see Equation iii-v, Scheme 1)¹³: (i) the use of toxic noble and transition metal compounds and ligands are completely eliminated; (ii) the reaction conditions are significantly milder as we utilize the eco-friendly isopropanol as both solvent and hydrogen source, compared to harsh hydrogen sources (i.e. HCOOH, poly(methylhydrosiloxane) and flammable H₂ gas) which limits the scope of the reaction; (iii) excellent chemo specificity; (iv) excellent functional group compatibility; (v) operational simplicity; (vi) acetone is the only by-product that is easily removable unlike in previous methods. In addition, we have provided a detailed mechanistic and computational rationale for the synergistic effect of the hydrogen bonding network created by the secondary alcohol and the near planar geometry of alkylidene Meldrum's/barbituric acids which is key to the success of this TH reaction.

Author Contributions

[†]T.K.D and A.R. have contributed equally.

SI and JHS carried out the computational analysis. SMR and MY analyzed the crystal structures. All authors have given approval to the final version of the manuscript.

Conflicts of interest

The authors declare no conflicts of interest.

Acknowledgements

L. K. gratefully acknowledges funding from the National Science Foundation (CHE-2102462), National Institutes of Health (R35 GM-136373), Robert A. Welch Foundation (C-1764). A.R. was supported by the Mexican National Council for Science and Technology (CONACyT) Ph.D. Fellowship Program (958417).

References

- a) J.G. de Vries and C. J. Elsevier, *The Handbook of Homogeneous Hydrogenation*; Wiley-VCH: Weinheim, 2007; b) P.G. Andersson and I.J. Munslow, *Modern Reduction Methods*; Wiley-VCH Verlag GmbH & Co. KGaA: Weinheim, 2008; c) D. San-Filippo and P. N. Rylander, *Hydrogenation and Dehydrogenation. In Ullmann's Encyclopedia of Industrial Chemistry*; Wiley-VCH Verlag GmbH & Co. KGaA, 2009.
- D. Wang and D. Astruc, *Chem. Rev.* 2015, **115**, 6621.
- E. Knoevenagel and B. Bergdolt. *Chem. Ber.* 1903, **36**, 2857.
- a) L. Kürti and B. Czako, *Strategic Applications of Named Reactions in Organic Synthesis*; Elsevier 2005, 1st Edition, Page: 280; b) H. Meerwein and R. Schmidt. *Justus Liebigs Ann. Chem.* 1925, **444**, 221.
- For selected reviews on transfer hydrogenation reactions, see: a) S. Gladiali and E. Alberico, *Chem. Soc. Rev.* 2006, **35**, 226; b) J.S.M. Samec, J.E. Backvall, P.G. Andersson and P. Brandt, *Chem. Soc. Rev.* 2006, **35**, 237; c) T. Ika-riva and A.J. Blacker, *Acc. Chem. Res.* 2007, **40**, 1300; d) C. Wang, X. Wu and J. Xiao, *Chem. - Asian J.* 2008, **3**, 1750; e) G.E. Dobreiner and R.H. Crabtree, *Chem. Rev.* 2010, **110**, 681; f) S. Wekmeister, J. Neumann, K. Junge and M. Beller, *Chem. - Eur. J.* 2015, **21**, 12226; g) E. Baráth, *Catalysts* 2018, **8**, 671; h) W. Fang and A. Riisager, *Green Chem.* 2021, **23**, 670.
- For selected reports on TH of ketones, see: a) R.H. Morris, *J. Am. Chem. Soc.* 2012, **134**, 5893; b) W. Zuo, A. J. Lough, Y.F. Li and R.H. Morris, *Science*, 2013, **342**, 1080; c) P.O. Lagaditis, P.E. Sues, J.F. Sonnenberg, K.Y. Wan, A.J. Lough and R.H. Morris, *J. Am. Chem. Soc.* 2014, **136**, 1367; d) R. Bigler, R. Huber and A. Mezzetti, *Angew. Chem., Int. Ed.* 2015, **54**, 5171; e) M. Perez, S. Elangovan, A. Spannenberg, K. Junge and M. Beller, *ChemSusChem*, 2017, **10**, 83; f) T. Touge, H. Nara, M. Fujiwhara, Y. Kayaki and T. Ikariya, *J. Am. Chem. Soc.* 2016, **138**, 10084; g) N. Ishida, Y. Kamae, Y. Kamino, H. Naruse and M. Murakami, *J. Am. Chem. Soc.* 2021, **143**, 2217.
- For selected reports on organocatalytic/Metal-free TH reactions, see: a) I. Chatterjee and M. Oestreich, *Org. Lett.* 2016, **18**, 2463-2466; b) W. Yuan, P. Orecchia and M. Oestreich, *Chem. Commun.* 2017, **53**, 10390; c) T. Kato, S. Matsuoka and M. Suzuki, *Chem. Commun.* 2015, **51**, 13906; d) C. Zhu and T. Akiyama, *Org. Lett.* 2009, **11**, 4180.
- For selected reports on TH of other unsaturated compounds: a) R. Adam, J.R. Cabrero-Antonio, A. Spannenberg, K. Junge, R. Jackstell and M. Beller, *Angew. Chem., Int. Ed.* 2017, **56**, 3216; b) C. Wang, C. Li, X. Wu, A. Pettman and J. Xiao, *Angew. Chem., Int. Ed.* 2009, **48**, 6524; c) J. Wu, C. Wang, W. Tang, A. Pettman and J. Xiao, *Chem. - Eur. J.* 2012, **18**, 9525; d) D. Talwar, H. Li, E. Durham and J. Xiao, *Chem. - Eur. J.* 2015, **21**, 5370; e) V.H. Mai and G. Nikonov, *Organometallics*, 2016, **35**, 943; f) O. Soltani, M.A. Ariger and E.M. Carreira, *Org. Lett.* 2009, **11**, 4196; g) Y. Wang, Z. Huang, X. Leng, H. Zhu, G. Liu and Z. Huang, *J. Am. Chem. Soc.* 2018, **140**, 4417-4429; h) T.M. Maier, S. Sandl, I.G. Shenderovich, A. Jacobi von Wangelin, J.J. Weigand and R. Wolf, *Chem. Eur. J.* 2019, **25**, 238; i) X. Ling, Y. Wang, Y. Hu, W. Zhu and X. Dou, *Eur. J. Org. Chem.* 2020, 1046; j) S. P. Cummings, T.N. Le, G.E. Fernandez, L.G. Quiambao and G.J. Stokes, *J. Am. Chem. Soc.* 2016, **138**, 6107.
- a) M. Rueping, E. Sugiono, C. Azap, T. Theissmann and M. Bolte, *Org. Lett.* 2005, **7**, 3781; b) S. Hoffmann, A.M. Seayad and B. List, *Angew. Chem. Int. Ed.* 2005, **44**, 7424.
- For reviews on FLP catalyzed hydrogenation reactions, see: a) J. Paradies, *Angew. Chem. Int. Ed.* 2014, **53**, 3552; b) J. Lam, K.M. Szkop, E. Mosafieri and D.W. Stephan, *Chem. Soc. Rev.* 2019, **48**, 3592; For selected reports, see: a) J.S. Reddy, B.H. Xu, T. Mahdi, R. Fröhlich, G. Kehr, D.W. Stephan and G. Erker, *Organometallics*, 2012, **31**, 5638; b) I. Khan, M. Manzotti, G.J. Tizzard, S.J. Coles, R.L. Melen and L.C. Morrill, *ACS Catal.* 2017,

- 7, 7748; c) J. Dupre, A.C. Gaumont and S. Lakhdar, *Org. Lett.* 2017, **19**, 694.
- 11 For selected references on TH reaction of polarized alkenes, see: a) E. Keinan and N. Greenspon, *J. Am. Chem. Soc.* 1986, **108**, 7314; b) Y. Moritani, D.H. Appella, V. Jurkauskas and S.L. Buchwald, *J. Am. Chem. Soc.* 2000, **122**, 6797; c) B.H. Lipshutz and J.M. Servosko, *Angew. Chem., Int. Ed.* 2003, **42**, 4789; d) H. Otsuka, E. Shirakawa and T. Hayashi, *Chem. Commun.* 2007, 1819; e) J.-Y. Shang, F. Li, X.-F. Bai, J.-X. Jiang, K.-F. Yang, G.-Q. Lai and L.-W. Xu, *Eur. J. Org. Chem.* 2012, 2809-2815; f) A.D. Kosal and B.L. Ashfeld, *Org. Lett.* 2010, **12**, 44; g) C.A. Mebi, R.P. Nair and B.J. Frost, *Organometallics*, 2007, **26**, 429; h) B. Ding, Z. Zhang, Y. Liu, M. Sugiya, T. Imamoto and W. Zhang, *Org. Lett.* 2013, **15**, 3690.
- 12 a) J.W. Yang, M.T.H. Fonseca and B. List, *Angew. Chem. Int. Ed.* 2004, **43**, 6660; b) J.W. Yang, M.T.H. Fonseca, N. Vignola and B. List, *Angew. Chem. Int. Ed.* 2005, **44**, 108; c) S.G. Ouellet, J.B. Tuttle and D.W.C. MacMillan, *J. Am. Chem. Soc.* 2005, **127**, 32; For additional reports of organocatalytic TH reaction of C=C double bonds, see: d) N.J.A. Martin and B. List, *J. Am. Chem. Soc.* 2006, **128**, 13368; e) N.J.A. Martin, L. Ozores and B. List, *J. Am. Chem. Soc.* 2007, **129**, 8976; f) N.J.A. Martin, X. Cheng and B. List, *J. Am. Chem. Soc.* 2008, **130**, 13862; g) D.B. Ramachary, M. Kishor and Y.V. Reddy, *Eur. J. Org. Chem.* 2008, 975.
- 13 a) A. Strádi, M. Molnár, M. Óvári, G. Dibó, F. U. Richter and L. T. Mika, *Green Chem.*, 2013, **15**, 1857; b) Y. Su, F. Chang, R. Jin, R. Liu and G. Liu, *Green Chem.*, 2018, **20**, 5397; c) M. L. Granados, J. Moreno, A.C. Alba-Rubio, J. Iglesias, D.M. Alonso and R. Mariscal, *Green Chem.*, 2020, **22**, 1859; d) D. Xu, Y. Chen, C. Liu, J. Xu and Z. Yang, *Green Chem.*, 2021, **23**, 6050; e) T.G. Linford-Wood, N.T. Coles and R.L. Webster, *Green Chem.*, 2021, **23**, 2703.
- 14 For review, see: a) Y. Pan and C.-H. Tan, *Synthesis* 2011, 2044; (b) L. Bernardi, M. Fichi, M. C. Franchini and A. Ricci, *Org. Biomol. Chem.* 2012, **10**, 2911; c) Z.-L. Wang, *Adv. Synth. Catal.* 2013, **355**, 2745; d) S. Mao, K. Chen, G. Yan and D. Huang, *Eur. J. Org. Chem.* 2020, 525; e) T. Xavier, S. Condon, C. Pichon, E. Le Gall and M. Presset, *Beilstein J. Org. Chem.* 2021, **17**, 2085; f) T. Xavier, S. Condon, C. Pichon, E. L. Gall and M. Presset, *Eur. J. Org. Chem.* 2022, DOI: [org/10.1002/ejoc.202101392](https://doi.org/10.1002/ejoc.202101392); For selected reports, see: a) A. Galat, *J. Am. Chem. Soc.* 1946, **68**, 376; b) B. List, A. Doehring, M. T. Hechavarría Fonseca, K. Wobser, H. van Thienen, R. Rios Torres and P. Llamas Galilea, *Adv. Synth. Catal.* 2005, 1558; c) K.-W. Yang, F. C. Golich, T. K. Sigdel and M. W. Crowder, *Bioorg. Med. Chem. Lett.* 2005, **15**, 5150; d) R. M. Keenan, J. Weinstock, J. A. Finkelstein, R.G. Franz, D. E. Gaitanopoulos, G. R. Girard, D. T. Hill, T. M. Morgan, J. M. Samanen, C. E. Peishoff, L. M. Tucker, N. Aiyar, E. Griffin, H. E. Ohlstein, E. J. Stack, E. F. Weidley and R. M. Edwards, *J. Med. Chem.* 1993, **36**, 1880; e) M. K. Staples, R. L. Grange, J. A. Angus, J. Ziogas, N. P. H. Tan, M. K. Taylor and C. H. Schiesser, *Org. Biomol. Chem.* 2011, **9**, 473; f) T. Xavier, S. Condon, C. Pichon, E. Le Gall and M. Presset, *J. Org. Chem.* 2021, **86**, 5452; g) E. P. Coutant, V. Hervin, G. Gagnot, C. Ford, R. Baatallah and Y. L. Janin, *Beilstein J. Org. Chem.* 2018, **14**, 2853; h) A. K. Basak, N. Shimada, W. F. Bow, D. A. Vicic and M. A. Tius, *J. Am. Chem. Soc.* 2010, **132**, 8266; i) B. Wladislaw, L. Marzorati and C. L. Donnici, *J. Chem. Soc. Perkin Trans.* 1993, 3167; j) H. Quast, R. Janiak, *Liebigs Ann. Chem.* 1991, 1305.
- 15 For hydrogen bond assisted reactions, see: a) R. Mote Nilesh and H. C. Samir, *Chem. Asian J.* 2018, **13**, 3623; b) T. K. Das, A. Ghosh, K. Balanna, P. Behera, R. G. Gonnade, U. K. Marelli, A. K. Das and A. T. Biju, *ACS Catal.* 2019, **9**, 4065; c) H. Murayama, Y. Heike, K. Higashida, Y. Shimizu, N. Yodsin, Y. Wongnongwa, S. Jungsuttiwong, S. Mori and M. Sawamura, *Adv. Synth. Catal.* 2020, **362**, 4655; d) C. Huang, J. Li, J. Wang, Q. Zheng, Z. Li and T. Tu, *Sci China Chem*, 2021, **64**, 66.
- 16 For Lewis acid activation, see: a) P. Vermeeren, M. D. Tiezza, M. van Dongen, I. Fernández, F. Matthias Bickelhaupt and T. A. Hamlin, *Chem. Eur. J.* 2021, **27**, 10610; b) C. Wang and Z. Xi, *Chem. Soc. Rev.*, 2007, **36**, 1395. For Boronic acid catalysis, see: D. G. Hall, *Chem. Soc. Rev.* 2019, **48**, 3475.
- 17 S. Zhang, D. Lebœuf and J. Moran, *Chem. Eur. J.* 2020, **26**, 9883.
- 18 Deposition numbers 2144478 (for **2I**) and 2173993 (for **1a**) contain the supplementary crystallographic data for this paper. See SI page No. S-6.
- 19 a) F. Neese, *Wiley Interdiscip. Rev. Comput. Mol. Sci.* 2012, **2**, 73; b) F. Neese, *Wiley Interdiscip. Rev. Comput. Mol. Sci.* 2018, **8**, 1. doi: 10.1002/wcms.1327.
- 20 a) P. Pracht and F. Bohle, *S. Grimme, Phys. Chem. Chem. Phys.* 2020, **22**, 7169; b) S. Grimme, *J. Chem. Theory Comput.* 2019, **15**, 2847.
- 21 Examples of 8-membered transition states in transfer hydrogenation reactions a) V. S. Shende, S. K. Shingote, S. H. Deshpande, N. Kuriakose, K. Vanhka and A. A. Kelkar, *RSC Adv.* 2014, **4**, 46351; b) S. Li, G. Li, W. Meng and H. A. Du, *J. Am. Chem. Soc.* 2016, **138**, 12956; c) X. Guo, Y. Tang, X. Zhan and M. Lei, *J. Phys. Chem. A.* 2011, **115**, 12321.
- 22 a) D. H. Kinder and M. M. Ames, *J. Org. Chem.* 1987, **52**, 2452; b) K.-W. Yang, F. C. Golich, T. K. Sigdel and M. W. Crowder, *Bioorg. Med. Chem. Lett.* 2005, **15**, 5150; c) A. Volonterio and M. Zanda, *Org. Lett.* 2007, **9**, 841; d) S. Jaegli, J.-P. Vors, L. Neuville and J. Zhu, *Tetrahedron* 2010, **66**, 8911; e) M. K. Staples, R. L. Grange, J. A. Angus, J. Ziogas, N. P. H. Tan, M. K. Taylor and C. H. Schiesser, *Org. Biomol. Chem.* 2011, **9**, 473; f) G. Qiu, M. Mamboury, Q. Wang and J. Zhu, *Angew. Chem. Int. Ed.* 2016, **55**, 15377; g) D. Ke, N. A. Espinosa, S. Mallet-Ladeira, J. Monot, B. Martin-Vaca and D. Bourissou, *Adv. Synth. Catal.* 2016, **358**, 2324; h) E. P. Coutant, V. Hervin, G. Gagnot, C. Ford, R. Baatallah and Y. L. Janin, *Beilstein J. Org. Chem.* 2018, **14**, 2853.