
This is an electronic reprint of the original article.
This reprint may differ from the original in pagination and typographic detail.

Liu, Jing; Tiwari, Prayag; Nguyen, Tri Gia; Gupta, Deepak; Band, Shahab S.

Multi-scale local-global architecture for person re-identification

Published in:
Soft Computing

DOI:
[10.1007/s00500-022-06859-6](https://doi.org/10.1007/s00500-022-06859-6)

Published: 01/08/2022

Document Version
Publisher's PDF, also known as Version of record

Published under the following license:
CC BY

Please cite the original version:
Liu, J., Tiwari, P., Nguyen, T. G., Gupta, D., & Band, S. S. (2022). Multi-scale local-global architecture for person re-identification. *Soft Computing*, 26(16), 7967-7977. <https://doi.org/10.1007/s00500-022-06859-6>



Multi-scale local-global architecture for person re-identification

Jing Liu^{1,2} · Prayag Tiwari³ · Tri Gia Nguyen⁴ · Deepak Gupta⁵ · Shahab S. Band⁶

Accepted: 12 January 2022 / Published online: 2 March 2022
© The Author(s) 2022

Abstract

With the emergence of deep learning method, which has been driven a great success for the field of person re-identification (re-ID). However, the existing works mainly focus on first-order attention (i.e., spatial and channels attention) statistics to model the valuable information for person re-ID. On the other hand, most existing methods operate data points respectively, which ignores discriminative patterns to some extent. In this paper, we present an automated framework named multi-scale local-global for person re-ID. The framework consists of two components. The first component is that a high-order attention module is adopted to learn high-order attention patterns to model the subtle differences among pedestrians and to generate the informative attention features. On the other hand, a novel architecture named spectral feature transformation is designed to make for the optimization of group wise similarities. Furthermore, we fuse the components together to form an ensemble model for person re-ID. Extensive experiments were conducted on the three benchmark datasets, i.e., Market-1501, DukeMTMC-reID, CUHK03, showing the superiority of the proposed method.

Keywords Person re-identification · Multi-scale local-global architecture · Attention mechanism · Deep learning

1 Introduction

Person re-identification (re-ID) targets at identifying a person from videos across different cameras. With the growth of deep learning techniques (Li et al. 2014; Wei et al. 2018; Zheng et al. 2015, 2017; Yang et al. 2021, 2020, 2021; Wu et al. 2020), the community of re-ID grows rapidly. Up to now, existing approaches are mainly divided into two groups from the perspective of feature extraction (i.e., hand-crafted and deep learned features). Though hand-crafted features have been proven to obtain promising performance for person re-ID, there exist some limitations. For instance, the development of hand-crafted features needs a great number of factors (e.g., domain experience, time.). Hence, bags and books can affect the performance of a person re-ID. Moreover, to extract the representations of bags, researchers need to possess task-specific knowledge, which takes a lot of time. Interestingly, the emergence of deep learning technology obtains great success in the computer vision field. For example, in Zheng et al. (2012); Liao et al. (2015); Zheng et al. (2016), the authors use deep learning methods to model the discriminative patterns for person re-ID. Furthermore, a lot of studies attempt to use the attention mechanism (Liu et al. 2017; Li et al. 2018b, a; Liu et al. 2017; Kalayeh et al. 2018; Zhao et al. 2017; Varior et al. 2016) to highlight the discriminative parts (e.g., spa-

Communicated by Irfan Uddin.

-
- ✉ Prayag Tiwari
prayag.tiwari@aalto.fi
- ✉ Shahab S. Band
shamshirbands@yuntech.edu.tw
- Jing Liu
liujing8318@mail.nwpu.edu.cn
- Tri Gia Nguyen
tri@ieee.org
- Deepak Gupta
deepakgupta@mait.ac.in

- ¹ School of Computer Science, Northwestern Polytechnical University, Xi'an 710072, People's Republic of China
- ² School of Computer Science, Weinan Normal University, Weinan 714099, People's Republic of China
- ³ Department of Computer Science, Aalto University, Espoo, Finland
- ⁴ FPT University, Danang 50509, Vietnam
- ⁵ Maharaja Agrasen Institute of Technology, Delhi, India
- ⁶ Future Technology Research Center, National Yunlin University of Science and Technology, 123 University Road, Section 3, Douliou, Yunlin 64002, Taiwan

tial locations) from convolutional responses and reduce the unavailable parts (e.g., background). Recently, spatial and channel attention has been adopted, displaying promising performance for person re-ID (Li et al. 2018b). However, the common attention methods can only extract the coarse patterns which are not enough to model complex/high-order representations of visual parts for person re-ID. Furthermore, some subtle features that contain discriminative information from attention maps for person re-ID. Therefore, we adopt a high-order attention mechanism to model high-level features. Additionally, to further capture discriminative patterns from the all instances, we consider the whole data instances as a similarity graph for person re-ID. More importantly, we fuse the high-level and spectral features to improve the ensemble performance.

1.1 Contribution

To sum up, the contributions of this paper are at four levels.

1. An automated framework Multi-Scale Local-global (MSLG) that efficiently capture discriminative patterns is proposed for person re-ID.
2. To model valuable information of visual parts, a High-Order Attention (HOA) module is adopted to mine high-order attention factors.
3. To capture discriminative patterns, we adopt spectral clustering to optimize of group-wise similarities on the graph for person re-ID.
4. Extensive experiments were conducted to verify the proposed scheme. The excellent performance demonstrated the effectiveness of the proposed method.

1.2 Organization

The rest of this paper is organized as follows. Section 2 briefly concludes previous works for person re-ID. Section 3 details the proposed architectures. Section 4 introduces the datasets and analyses the experimental results. Conclusions and future works are discussed in Sect. 5.

2 Related works

Currently, many works focus on using deep learning with attention mechanisms for person re-ID. In Mnih et al. (2014), the authors consider that attention mechanism can mine the importance of humans in the bottom-up feedforward process. Therefore, the attention mechanism has been adopted in many studies in the computer vision field.

In Li et al. (2017); Zhao et al. (2017); Su et al. (2017); Lan et al. (2017); Ding et al. (2021); Keping et al. (2021b, a); Yang et al. (2021); Ding et al. (2020), attention approaches are

adopted for addressing the misalignment issue. The above-mentioned approaches possess the same feature that deep models are equipped with a regional attention selection sub-network for person re-ID. For example, in Su et al. (2017), a pose detection model is trained to promote the part-based Re-ID model. In Li et al. (2017), a part-aligning CNNs is proposed to locate salient regions to extract discriminative features for person re-ID.

Meanwhile, the attention mechanism is not only in combination with CNNs (Li et al. 2018b; Chen et al. 2019; Li et al. 2018a; Xu et al. 2018; Chen et al. 2017), but also adopted in recurrent neural networks (RNN) and long short-term memory (LSTM) (Hochreiter and Schmidhuber 1997) to handle sequential issues (Noh et al. 2015; Srivastava et al. 2015; Larochelle and Hinton 2010; Kim et al. 2016). In general cases, existing re-ID attention models can be divided into three groups: spatial attention (Li et al. 2018b, a; Xu et al. 2018), channel attention (Hu et al. 2018; Li et al. 2018b; Chen et al. 2017; Ding et al. 2021; Guo et al. 2022), and soft attention (Li et al. 2018b; Chen et al. 2019), which are illustrated in Fig. 1. For spatial attention, as shown in Fig. 1a, which is developed to recognize the discriminative representations and merge image region features in a weighted fusion. In that case, the misalignment issue can be solved by identifying the discriminative regions of images or feature maps. For channel attention, as shown in Fig. 1b, it is developed to capture the important patterns of feature maps. Both spatial and channel attention, they have not considered the discriminative information at the spatial and channel directions. Therefore, as shown in Fig. 1c, the combination of spatial and channel attention is also designed to leverage the advantage of them to capture the valuable information for numerous computer vision tasks. However, the above three attention methods perform spatial and channel separately at different stages, losing information integrity. More importantly, they cannot use the attention information continuously by the whole network. Moreover, high-order statistics patterns are not well-mined in the current studies. Therefore, we try to adopt high-order attention mechanism to model the discriminative representations among different individuals in the videos.

Also, to further model the attribute of the data for person re-ID, the spectral clustering method is used. In Donath and Hoffman (2003), spectral clustering was first proposed and later achieved great success and some dominant works are proposed (Shi and Malik 2000; Ng et al. 2002; Meila and Shi 2001; Von Luxburg 2007). The concept of spectral clustering is based on the spectral graph theory and converts the data clustering problem into the graph partition issue. In comparison with K -Means, spectral clustering considers the structure of the cluster of the data. Hence, discriminative patterns are generated during the clustering process. With the great success of deep learning, several works attempt to combine with spectral clustering for representing the structure of data clus-

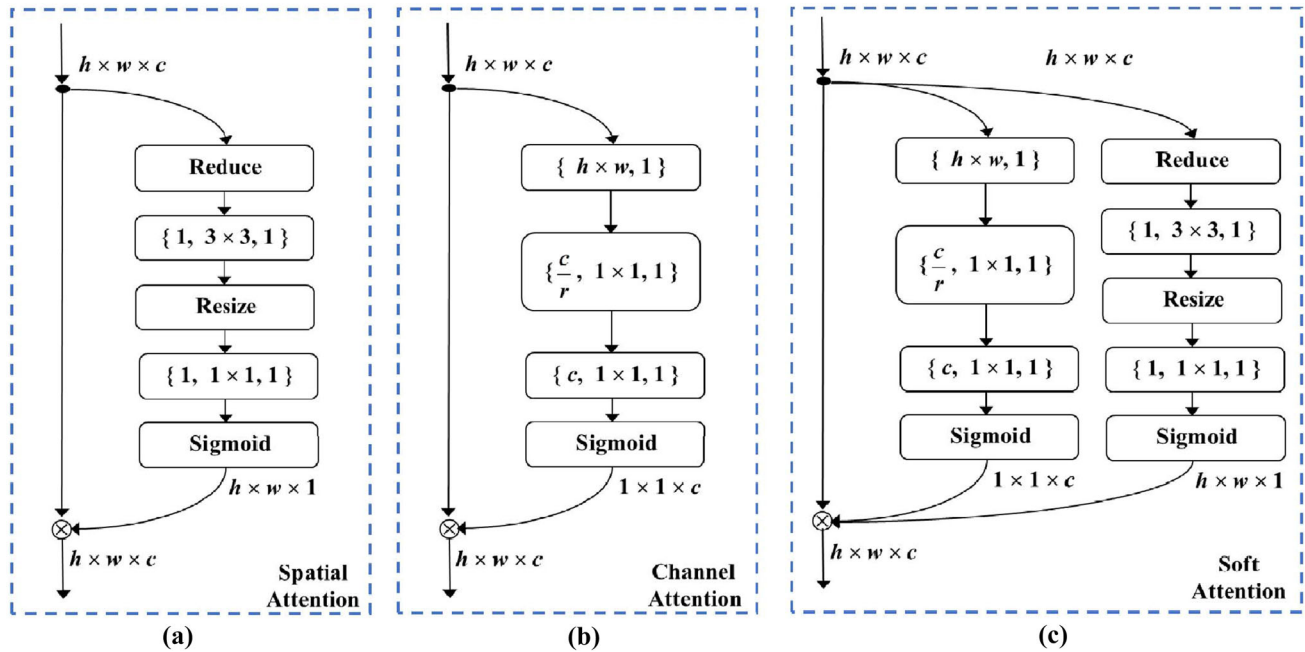


Fig. 1 Comparison with the different attention mechanism (Li et al. 2018b)

ter. Various studies (Hershey et al. 2016; Shaham et al. 2018; Tang et al. 2018; Wu et al. 2018) attempted to equip spectral clustering with deep learning. Therefore, we adopt spectral clustering with CNN for person re-ID.

More importantly, for the different features, we fuse the different channels together to obtain discriminative features for person re-ID.

3 Our approach

In this section, we propose a MSLG architecture, which will be divided into three parts to describe.

3.1 Framework overview

The proposed framework is illustrated in Fig. 2. ResNet-50 is adopted as a backbone network, which obtain the discriminative features. To extract the high-order statistics features, the HOA module is presented. Moreover, to obtain the thorough patterns from the data, we use spectral clustering (SC) which performs on the similarity graph of the data. By doing this, we fuse the features from HOA and SC to obtain the final features for person re-ID. In the following section, we detail each module of the introduced framework.

3.2 Problem definition

Attention with DCNN has been adopted to highlight the important patterns and deduce the uninformative ones, such

as spatial attention (Li et al. 2018a, b) and channel attention (Hu et al. 2018; Li et al. 2018b). In this work, we combine these two attention methods to apply in our case. Formally, let $\mathcal{X} \in \mathbb{R}^{C \times H \times W}$ be the convolutional activation output of the input image, where H , W , C represent the number of height, width, and channel, respectively. As discussed above, an attention mechanism is commonly adopted to model the important part of the convolutional output; therefore, the procedure can be written as:

$$\mathcal{Y} = \mathcal{A}(\mathcal{X}) \odot \mathcal{X} \quad (1)$$

where $\mathcal{A}(\mathcal{X}) \in \mathbb{R}^{C \times H \times W}$ represents the output of the attention module and \odot denotes the Hadamard Product. To further use the attention mechanism, the range of attention module $\mathcal{A}(\mathcal{X})$ is set to $[0, 1]$. At the present, the attention mechanism has different variants. For instance, let $\mathcal{A}(\mathcal{X}) = \text{rep}[M]^C$ be the attention module, where $M \in \mathbb{R}^{H \times W}$ denotes a spatial mask and $\text{rep}[M]^C$ represents the spatial mask M at the channel directions via C times. As shown in 1, spatial attention is performed on it. Meanwhile, let $\mathcal{A}(\mathcal{X}) = \text{rep}[V]^{H, W}$ be the attention module, where $V \in \mathbb{R}^C$ represents a scale vector and $\text{rep}[V]^{H, W}$ denotes the replicate of this scale vector in the height and width dimensions via H and W times respectively. Therefore, the channel attention mechanism is implemented via Eq. (1).

However, in the above attention mechanisms, i.e., spatial and channel attention, $\mathcal{A}(\mathcal{X})$ cannot mine the high-order patterns from videos, especially some discriminative char-

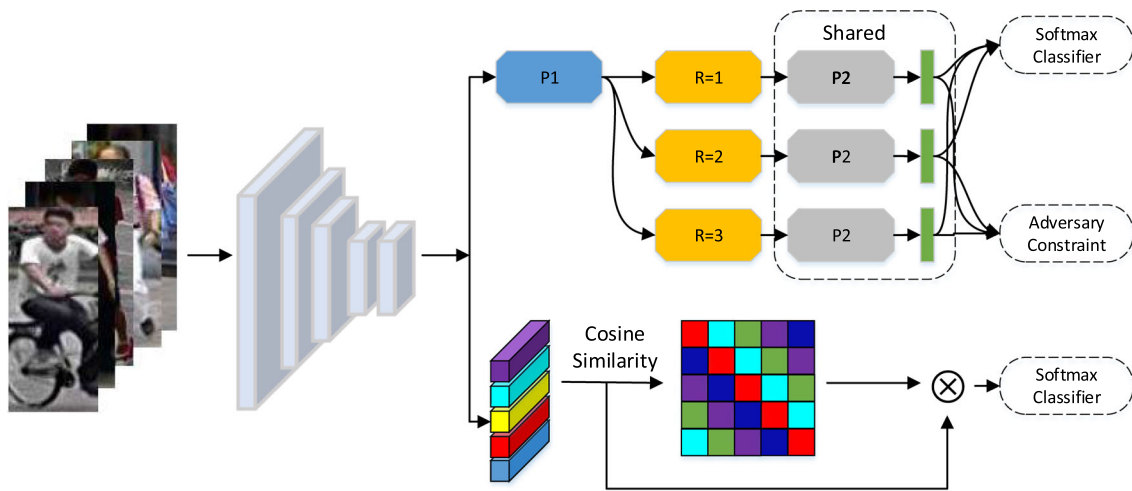


Fig. 2 The pipeline of the proposed framework for person re-ID

acteristics. Consequently, high-order attention is adopted to model $\mathcal{A}(\mathcal{X})$ in our task.

3.3 High-order attention module

To represent the high-order patterns with the attention mechanism, a linear polynomial predictor is defined on \mathbf{x} ($\mathbf{x} \in \mathbb{R}^C$ represents a local descriptor of \mathbf{X}).

$$a(\mathbf{x}) = \sum_{r=1}^R \langle \mathbf{w}^r, \otimes_r \mathbf{x} \rangle \quad (2)$$

where $\langle \cdot, \cdot \rangle$ denotes the inner product on two tensors with the same size, R represents the number of order, $\otimes_r \mathbf{x}$ represents the r -th order outer-product of \mathbf{x} which contains all the degree- r monomials of \mathbf{x} , and \mathbf{w}^r represents the r -th order tensor which comprise the weights of degree- r variable combinations of \mathbf{x} .

To overcome the issue of overfitting, let assume that when $r > 1$, \mathbf{w}^r can be approximated by D^r rank-1 tensors based on Tensor Decomposition (Li et al. 2017). Then \mathbf{w}^r can be written as:

$$\mathbf{w}^r = \sum_{d=1}^{D^r} \alpha^{r,d} \mathbf{u}_1^{r,d} \otimes \dots \otimes \mathbf{u}_r^{r,d} \quad \text{When } r > 1 \quad (3)$$

where $\mathbf{u}_1^{r,d} \in \mathbb{R}^C, \dots, \mathbf{u}_r^{r,d} \in \mathbb{R}^C$ represents vectors, \otimes denotes the outer-product, and $\alpha^{r,d}$ represents the weights of the d -th rank-1 tensor. Hence, Eq. (2) can be rewritten as follows:

$$\begin{aligned} a(\mathbf{x}) &= \langle \mathbf{w}^1, \mathbf{x} \rangle + \sum_{r=2}^R \left\langle \sum_{d=1}^{D^r} \alpha^{r,d} \mathbf{u}_1^{r,d} \otimes \dots \otimes \mathbf{u}_r^{r,d}, \otimes_r \mathbf{x} \right\rangle \\ &= \langle \mathbf{w}^1, \mathbf{x} \rangle + \sum_{r=2}^R \left\langle \sum_{d=1}^{D^r} \alpha^{r,d} \prod_{s=1}^r \langle \mathbf{u}_s^{r,d}, \mathbf{x} \rangle \right\rangle \\ &= \langle \mathbf{w}^1, \mathbf{x} \rangle + \sum_{r=2}^R \langle \alpha^r, \mathbf{z}^r \rangle \end{aligned} \quad (4)$$

where $\alpha^r = [\alpha^{r,1}, \dots, \alpha^{r,D^r}]^T$ denotes the weight vector, and $\mathbf{z}^r = [z^{r,1}, \dots, z^{r,D^r}]^T$ represents $z^{r,d} = \prod_{s=1}^r \langle \mathbf{u}_s^{r,d}, \mathbf{x} \rangle$. Therefore, Eq. (4) can be rewritten as follows:

$$a(\mathbf{x}) = \mathbf{1}^T (\mathbf{w}^1 \odot \mathbf{x}) + \sum_{r=2}^R \mathbf{1}^T (\alpha^r \odot \mathbf{z}^r) \quad (5)$$

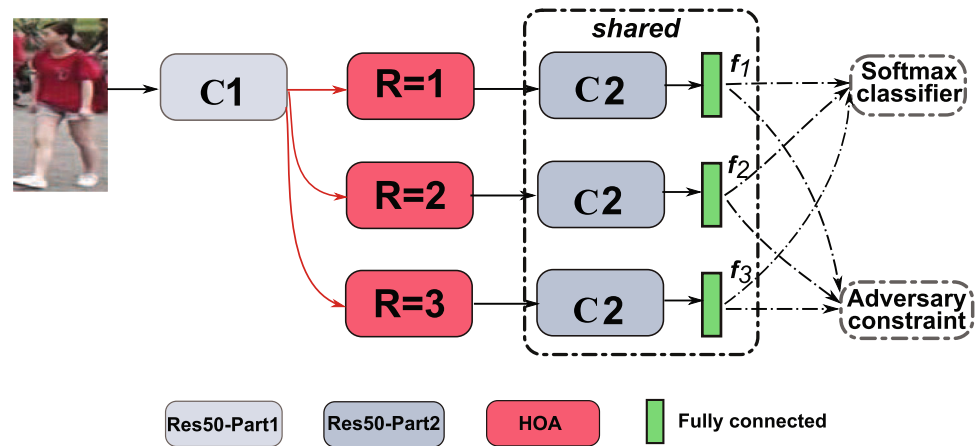
where \odot denotes Hadamard Product and $\mathbf{1}^T$ represents a row vector based on ones. After that, to generate an identical vector $\mathbf{a}(\mathbf{x}) \in \mathbb{R}^C$, we use the auxiliary matrixes \mathbf{P}^r to generalize Eq. (5):

$$a(\mathbf{x}) = \mathbf{P}^1{}^T (\mathbf{w}^1 \odot \mathbf{x}) + \sum_{r=2}^R \mathbf{P}^r{}^T (\alpha^r \odot \mathbf{z}^r) \quad (6)$$

where $\mathbf{P}^1 \in \mathbb{R}^{C \times C}$, $\mathbf{P}^r \in \mathbb{R}^{D^r \times C}$ with $r > 1$. After that, $\mathbf{P}^r, \mathbf{w}^1, \alpha^r$ have been learned during the above procedure. In the following section, to make a clear explanation, we merge \mathbf{P}^1 and \mathbf{w}^1 into a new matrix $\hat{\mathbf{w}}^1 \in \mathbb{R}^{C \times C}$. Meanwhile, \mathbf{P}^r and α^r are merged into $\hat{\alpha}^r \in \mathbb{R}^{D^r \times C}$. After that, Eq. (6) can be rewritten as:

$$a(\mathbf{x}) = \hat{\mathbf{w}}^1{}^T \mathbf{x} + \sum_{r=2}^R \hat{\alpha}^r{}^T \mathbf{z}^r \quad (7)$$

Fig. 4 Diagram of Mixed High-Order Attention Network (MHN) (Chen et al. 2019)



where $HOA_{R=1}^{R=k}$ represents k HOA modules (from first-order to k -th order) of MHN, F is the encoding function with two fully connected layers, and f_j represents the feature vector modeled from the HOA module with $R = j$.

After the procedure of learning, the objective function can be expressed as:

$$\min(L_{ide}) + \lambda \left(\max_{HOA_{R=1}^{R=k}} \min_F(L_{adv}) \right) \quad (12)$$

where $\min(L_{ide})$ represents the identity loss based on the Softmax classifier and λ denotes the coefficient.

3.5 Spectral feature transformation module

To further model the discriminative features from videos, Spectral Feature Transformation Module (SFTM) is also used. In this section, a brief description of spectral clustering is first discussed in Sect. 3.5.1. Then Spectral Feature Transformation (SFT) is described in Sect. 3.5.2.

3.5.1 Spectral clustering and graph cut

Let $Z = \{z_i\}_{i=1, \dots, n}$ be an undirected graph corresponding to a data point in Z , and each edge is weighted by the similarity between its endpoints $w_{ij} = \text{sim}(z_i, z_j)$. To make a clear description of spectral clustering, a 2-cluster structure is considered. For a more informative of spectral clustering, readers can refer to Stella and Shi (2003).

In order to obtain the performance of clustering, the direct way is to address a minimum cut issue. Let A, B be the disjoint subsets, then the cut between A and B can be written as:

$$\text{cut}(A, B) = \sum_{i \in A, j \in B} w_{ij} \quad (13)$$

However, to further utilize the advantage of spectral clustering, Shi and Malik (2000) proposed to normalize each subgraph by its volume:

$$\text{Ncut}(A, B) = \frac{\text{cut}(A, B)}{\text{vol}(A)} + \frac{\text{cut}(A, B)}{\text{vol}(B)} \quad (14)$$

where $\text{vol}(A) = \sum_{i \in A, j \in Z} w_{ij}$ represents the total connection from nodes in A to all nodes in the graph.

3.5.2 Spectral feature transformation

Assume that $Z \in \mathbb{R}^{n \times d}$ represents the input of a training batch, where d and n represent the dimension of the embedding vector and the number of data points, respectively. Cosine similarity as well as Gaussian function is adopted for measuring the relationship among samples. In maths, the affinity matrix W can be written as:

$$w_{ij} = \exp \left(\frac{z_i^T z_j}{\sigma \cdot \|z_i\|_2 \|z_j\|_2} \right) \quad (15)$$

where σ represents the decay rate. To further represent the features among the data samples, a similar graph is defined as $G = (Z, W)$. To facilitate data training, the transition probability matrix T can be written as:

$$T = D^{-1} W \quad (16)$$

where D represents a diagonal matrix ($d_i = \sum_{j=1}^n w_{ij}$ denotes the elements of D). As a matter of fact, T is also calculated by adopting the softmax function on the matrix W with σ .

As reported in Luo et al. (2019), T can be generated from the escaping probability $P(A \rightarrow \bar{A})$. It is proportional to the total transition probability from a subgraph $A \subset X$ to another $A = X - A$ (Meilă and Shi 2001). For the person re-ID task, a subgraph A represents the list of samples being

the same person. Therefore, the escaping probability in fact is that the identity can be misclassified. For the attribute of $P(A \rightarrow \bar{A})$, spectral clustering can enhance the connections of intra-cluster, and reduce the connections of inter-cluster. As a matter of fact, as described in Luo et al. (2019), the escaping probability is the same as the Ncut scheme, which can be defined as:

$$\text{Ncut}(A, \bar{A}) = P(A \rightarrow \bar{A}) + P(\bar{A} \rightarrow A) \quad (17)$$

Based on the above description, Ncut metric can be generated from the probability matrix T .

In our work, to further extract the features from the data samples, we adopt T to constraint the transformation of feature X to the new features. Formally, the transformation can be written as:

$$X' = TX \quad (18)$$

where X' represents the transformed feature based on X .

In our task, to further leverage the advantage of the spectral clustering, it is have to meet the assumption that the input data should abide by the structure of spectral clustering. Therefore, there must be enough images in the training batch. A sampling method is adopted in our work. In detail, K images are included from P identities.

4 Experiments

4.1 Databases

To make a fair comparison with the existing works, we adopted three databases to valid our proposed method. To validate the performance of the proposed approach, extensive experiments were conducted on the person re-identification database, i.e., Market-1501 (Zheng et al. 2015), DukeMTMC-ReID (Ristani et al. 2016; Zheng et al. 2017) and CUHK03-NP (Li et al. 2014; Zhong et al. 2017). Market-1501 contains 12,936 images from 751 different identities. Query and gallery sets consists of 3,368 and 19,732 images from another 750 identities. DukeMTMC-ReID contains 16,522 data samples with 702 identities, and includes 2,228 and 17,661 images for the query and gallery set, respectively. CUHK03-NP is a subset from CUHK03, which includes two types of data, i.e., labeled and detected images. For the detected set of CUHK03, it contains 7,365, 1,400 and 5,332 images for the training, query, and gallery partition, respectively. The labeled set of CUHK03 consists of for the training, query and gallery partition with the number of 7,368, 1,400 and 5,328, respectively.

4.2 Implementation details

In our work, the proposed method of MSLG was applied to both IDE (Zheng et al. 2016) and PCB (Sun et al. 2018) architectures. To make a fast convergence of the training models, the SGD optimizer is adopted. The parameters of SGD have a momentum of 0.9, a learning rate of 0.1, and the number of epochs of 70. To extract the discriminative features for person re-identification, ResNet-50 as the backbone network was used. The feature f_j has a dimension of 256, and the two FC layers contains 128 neurons, respectively. For PCB, the images were processed to 336×168 . For IDE, the images were processed to 288×144 . The batch size is 32 on the 1080Ti GPU. The Pytorch platform with 1080Ti GPU was adopted in our work. To overcome the overfitting problems, an early stop strategy was adopted.

4.3 Results

In this section, we show and discuss the results for person re-identification. We first describe the performance of MSLG and then compare the results with state-of-the-art methods for person re-ID.

4.3.1 Performance of MSLG

The results of MSLG on Market-1501, DukeMTMC-ReID and CUHK03-NP are shown in Table 1. From Table 1, one can note that differences in performance are obtained on the three databases. For the performance of CUHK03-NP, we obtain the mAP of 76% and 78% with the labeled and detected dataset, respectively. For the performance of Duke database, we obtain the mAP of 65% for person re-ID. For the performance of Market-1501, we obtain the mAP of 71% for person re-ID. In our task, we only adopt the MHN-6 (6 modules) combined with spectral transformation for person re-ID. This results indicates that the high-order and spectral information is significant for person re-ID, and especially the high-order attention can model the discriminative features well. It also demonstrates that the effectiveness of the high-order attention module as well as spectral transformation module, both of which can learning the discriminative features for person re-ID from videos.

4.3.2 Comparison with state-of-the-art methods

To further illustrate the effectiveness of the proposed method, we compare our proposed scheme with other methods on both the three databases (see Tables 2, 3, 4). From the three tables, one can note that our proposed scheme obtains the comparable performance on all these databases, showing the efficiency of our approach.

Table 1 Performance of MSLG on the three benchmark databases

Methods	CUHK03-NP						DukeMTMC-ReID				Market-1501			
	Labeled			Detected										
	R-1	R-5	mAP	R-1	R-5	mAP	R-1	R-5	R-10	mAP	R-1	R-5	R-10	mAP
	44	65	70	43	67	71	82	83	91	65	90	97	98	71

Table 2 Comparison with other approaches on CUHK03-NP

Methods	Ref	CUHK03-NP(%)			
		Labeled		Detected	
		R-1	mAP	R-1	mAP
BoW+XQDA (Zheng et al. 2015)	ICCV15	7.9	7.3	6.4	6.4
SVDNet (Sun et al. 2017)	ICCV17	–	–	41.5	37.3
DaRe(De)+RE (Wang et al. 2018)	CVPR18	66.1	61.6	63.3	59.0
MLFN (Chang et al. 2018)	CVPR18	54.7	49.2	52.8	47.8
HA-CNN (Li et al. 2018b)	CVPR18	44.4	41.0	41.7	38.6
PCB+RPP (Sun et al. 2018)	ECCV18	–	–	63.7	57.5
Manes (Sun et al. 2017)	ECCV18	69.0	63.9	65.5	60.5
CASN+PCB (Zheng et al. 2019)	CVPR19	73.7	68.0	71.5	64.4
Ours		44	70	43	71

Table 3 Comparison with other approaches on DukeMTMC-ReID

DukeMTMC-ReID(%)					
Methods	Ref	R-1	R-5	R-10	mAP
BoW+kissme (Zheng et al. 2015)	ICCV15	25.1	–	–	12.2
SVDNet (Sun et al. 2017)	ICCV17	76.7	–	–	56.8
DaRe(De)+RE (Wang et al. 2018)	CVPR18	80.2	–	–	64.5
MLFN (Chang et al. 2018)	CVPR18	81.0	–	–	62.8
KPM (Shen et al. 2018)	CVPR18	80.3	89.5	91.9	63.2
HA-CNN (Li et al. 2018b)	CVPR18	80.5	–	–	63.8
DNN-CRF (Chen et al. 2018)	CVPR18	84.9	92.3	93.8	69.3
PABR (Suh et al. 2018)	ECCV18	84.4	92.2	93.8	69.3
PCB+RPP (Sun et al. 2018)	ECCV18	83.3	–	–	69.2
Manes (Sun et al. 2017)	ECCV18	84.9	–	–	71.8
CASN+PCB (Zheng et al. 2019)	CVPR19	87.7	–	–	73.7
PSTA (Wang et al. 2021)	ICCV2021	98.3	–	–	97.4
Ours		82	83	91	65

5 Conclusion

In the present paper, we introduce a novel framework, named MSLG, for person re-ID. In the framework, high-order attention (i.e., MHN) and spectral transformation methods are adopted to extract the high-order and discriminative features for person re-ID. Specifically, MHN adopts HOA modules

to capture the features at different scales. Also, spectral feature transformation is designed to facilitate the optimization of group-wise similarities. Extensive experiments were conducted on the three person re-ID databases, the results of which show the superiority of the proposed method. Although the method is simple, which can also extract some

Table 4 Comparison with other approaches on Market-1501

Market-1501(%)					
Methods	Ref	R-1	R-5	R-10	mAP
BoW+kissme (Zheng et al. 2015)	ICCV15	44.4	63.9	72.2	20.8
SVDNet (Sun et al. 2017)	ICCV17	82.3	–	–	62.1
DaRe(De)+RE (Wang et al. 2018)	CVPR18	89.0	–	–	76.0
MLFN (Chang et al. 2018)	CVPR18	90.0	–	–	74.3
KPM (Shen et al. 2018)	CVPR18	90.1	96.7	97.9	75.3
HA-CNN (Li et al. 2018b)	CVPR18	91.2	–	–	75.7
DNN-CRF (Chen et al. 2018)	CVPR18	93.5	97.7	–	81.6
PABR (Suh et al. 2018)	ECCV18	91.7	96.9	98.1	79.6
PCB+RPP (Sun et al. 2018)	ECCV18	93.8	97.5	98.5	81.6
Manes (Sun et al. 2017)	ECCV18	93.1	–	–	82.3
CASN+PCB (Zheng et al. 2019)	CVPR19	94.4	–	–	82.8
Ours		90	97	98	71

discriminative features for person re-ID. In the future, we will focus on the data augmentation methods for person re-ID.

Author Contributions JL contributed to the writing, methodology, experiment, and validations. PT, TGN, DG, and SS contributed for the experimental validation, writing, and final proofreading.

Funding Open Access funding provided by Aalto University. This work was supported by the Academy of Finland (Grants 336033, 315896), Business Finland (Grant 884/31/2018), and EU H2020 (Grant 101016775).

Data availability Enquiries about data availability should be directed to the authors.

Declarations

Conflict of interest The authors declare that they have no conflict of interest.

Open Access This article is licensed under a Creative Commons Attribution 4.0 International License, which permits use, sharing, adaptation, distribution and reproduction in any medium or format, as long as you give appropriate credit to the original author(s) and the source, provide a link to the Creative Commons licence, and indicate if changes were made. The images or other third party material in this article are included in the article's Creative Commons licence, unless indicated otherwise in a credit line to the material. If material is not included in the article's Creative Commons licence and your intended use is not permitted by statutory regulation or exceeds the permitted use, you will need to obtain permission directly from the copyright holder. To view a copy of this licence, visit <http://creativecommons.org/licenses/by/4.0/>.

References

- Chang X, Hospedales TM, Xiang T (2018) Multi-level factorisation net for person re-identification. In *Proceedings of the IEEE conference on computer vision and pattern recognition*. pp 2109–2118
- Chen B, Deng W, Hu J (2019) Mixed high-order attention network for person re-identification. In *Proceedings of the IEEE/CVF international conference on computer vision*. pp 371–381
- Chen D, Xu D, Li H, Sebe N, Wang X (2018) Group consistent similarity learning via deep crf for person re-identification. In *Proceedings of the IEEE conference on computer vision and pattern recognition*. pp 8649–8658
- Chen L, Zhang H, Xiao J, Nie L, Shao J, Liu W, Chua T- (2017) Sca-cnn: Spatial and channel-wise attention in convolutional networks for image captioning. In *Proceedings of the IEEE conference on computer vision and pattern recognition*. pp 659–667
- Ding F, Yu K, Gu Z, Li X, Shi Y (2021) Perceptual enhancement for autonomous vehicles: restoring visually degraded images for context prediction via adversarial training. *IEEE Trans Intell Transp Syst*
- Ding F, Zhu G, Alazab M, Li X, Yu K (2020) Deep-learning-empowered digital forensics for edge consumer electronics in 5g hetnets. *IEEE Consum Electron Mag*
- Ding F, Zhu G, Li Y, Zhang X, Pradeep KA, Siwei L (2021) Anti-forensics for face swapping videos via adversarial training. *IEEE Trans Multimed*
- Donath WE, Hoffman AJ (2003) Lower bounds for the partitioning of graphs. pp 437–442
- Guo T, Keping Y, Aloqaily M, Wan S (2022) Constructing a prior-dependent graph for data clustering and dimension reduction in the edge of aiot. *Futur Gener Comput Syst* 128:381–394
- Hershey JR, Chen Z, Le RJ, Watanabe S (2016) Deep clustering: discriminative embeddings for segmentation and separation. In 2016 IEEE international conference on acoustics, speech and signal processing (ICASSP). IEEE, pp 31–35
- Hoang Q, Nguyen TD, Le T, Phung D (2018) Mgan: training generative adversarial nets with multiple generators. In: *International conference on learning representations*
- Hochreiter S, Schmidhuber J (1997) Long short-term memory. *Neural Comput* 9(8):1735–1780

- Hu J, Shen L, Sun G (2018) Squeeze-and-excitation networks. In: Proceedings of the IEEE conference on computer vision and pattern recognition. pp 7132–7141
- Kalayeh MM, Basaran E, Gökmen M, Kamasak ME, Shah M (2018) Human semantic parsing for person re-identification. In: Proceedings of the IEEE conference on computer vision and pattern recognition. pp 1062–1071
- Keping Yu, Tan Liang, Lin Long, Cheng Xiaofan, Yi Zhang, Sato Takuro (2021) Deep-learning-empowered breast cancer auxiliary diagnosis for 5gb remote e-health. *IEEE Wirel Commun* 28(3):54–61
- Keping Y, Zhiwei GY, Shen WW, Jerry C-WL, Takuro S (2021) Secure artificial intelligence of things for implicit group recommendations. *IEEE Internet Things J*
- Kim J-H, Lee S-W, Kwak D-H, Heo M-O, Kim J, Ha J-W, Zhang B-T (2016) Multimodal residual learning for visual qa. arXiv preprint: [arXiv:1606.01455](https://arxiv.org/abs/1606.01455)
- Lan X, Wang H, Gong S, Zhu X (2017) Deep reinforcement learning attention selection for person re-identification. arXiv preprint: [arXiv:1707.02785](https://arxiv.org/abs/1707.02785)
- Larochelle H, Hinton GE (2010) Learning to combine foveal glimpses with a third-order boltzmann machine. *Adv Neural Inf Process Syst* 23:1243–1251
- Liao S, Hu Y, Zhu X, Li SZ (2015) Person re-identification by local maximal occurrence representation and metric learning. In: Proceedings of the IEEE conference on computer vision and pattern recognition. pp 2197–2206
- Li S, Bak S, Carr P, Wang X (2018) Diversity regularized spatiotemporal attention for video-based person re-identification. In: Proceedings of the IEEE conference on computer vision and pattern recognition. pp 369–378
- Li D, Chen X, Zhang Z, Huang K (2017) Learning deep context-aware features over body and latent parts for person re-identification. In: 2017 IEEE conference on computer vision and pattern recognition (CVPR). pp 7398–7407
- Li D, Chen X, Zhang Z, Huang K (2017) Learning deep context-aware features over body and latent parts for person re-identification. In: Proceedings of the IEEE conference on computer vision and pattern recognition. pp 384–393
- Liu X, Zhao H, Tian M, Sheng L, Shao J, Yi S, Yan J, Wang X (2017) Hydraplus-net: attentive deep features for pedestrian analysis. In: Proceedings of the IEEE international conference on computer vision. pp 350–359
- Li W, Zhao R, Xiao T, Wang X (2014) Deepreid: deep filter pairing neural network for person re-identification. In: Proceedings of the IEEE conference on computer vision and pattern recognition. pp 152–159
- Li W, Zhu X, Gong S (2018) Harmonious attention network for person re-identification. In: Proceedings of the IEEE conference on computer vision and pattern recognition. pp 2285–2294
- Luo C, Chen Y, Wang N, Zhang Z (2019) Spectral feature transformation for person re-identification. In: Proceedings of the IEEE/CVF international conference on computer vision. pp 4976–4985
- Meila M, Shi J (2001) A random walks view of spectral segmentation. In: International workshop on artificial intelligence and statistics. PMLR, pp 203–208
- Mnih V, Heess N, Graves A, Kavukcuoglu K (2014) Recurrent models of visual attention. arXiv preprint: [arXiv:1406.6247](https://arxiv.org/abs/1406.6247)
- Ng Andrew Y, Jordan Michael I, Weiss Yair et al (2002) On spectral clustering: analysis and an algorithm. *Adv Neural Inf Process Syst* 2:849–856
- Noh H, Hong S, Han B (2015) Learning deconvolution network for semantic segmentation. In: Proceedings of the IEEE international conference on computer vision. pp 1520–1528
- Ristani E, Solera F, Zou R, Cucchiara R, Tomasi C (2016) Performance measures and a data set for multi-target, multi-camera tracking. In: European conference on computer vision. Springer, pp 17–35
- Shaham U, Stanton K, Li H, Nadler B, Basri R, Kluger Y (2018) Spectralnet: spectral clustering using deep neural networks. arXiv preprint: [arXiv:1801.01587](https://arxiv.org/abs/1801.01587)
- Shen Y, Xiao T, Li H, Yi S, Wang X (2018) End-to-end deep kronecker-product matching for person re-identification. In: Proceedings of the IEEE conference on computer vision and pattern recognition. pp 6886–6895
- Shi Jianbo, Malik Jitendra (2000) Normalized cuts and image segmentation. *IEEE Trans Pattern Anal Mach Intell* 22(8):888–905
- Srivastava RK, Greff K, Schmidhuber J (2015) Training very deep networks. arXiv preprint: [arXiv:1507.06228](https://arxiv.org/abs/1507.06228)
- Stella XY, Shi J (2003) Multiclass spectral clustering. In: ICCV. pp 313–319
- Suh Yumin, Wang Jingdong, Tang Siyu, Mei Tao, Lee Kyoung Mu (2018) Part-aligned bilinear representations for person re-identification. In: Proceedings of the European conference on computer vision (ECCV). pp 402–419
- Su C, Li J, Zhang S, Xing J, Gao W, Tian Q (2017) Pose-driven deep convolutional model for person re-identification. In: Proceedings of the IEEE international conference on computer vision. pp 3960–3969
- Sun Y, Zheng L, Deng W, Wang S (2017) Svdnet for pedestrian retrieval. In: Proceedings of the IEEE international conference on computer vision. pp 3800–3808
- Sun Y, Zheng L, Yang Y, Tian Q, Wang S (2018) Beyond part models: person retrieval with refined part pooling (and a strong convolutional baseline). In: Proceedings of the European conference on computer vision (ECCV). pp 480–496
- Tang M, Djelouah A, Perazzi F, Boykov Y, Schroers C (2018) Normalized cut loss for weakly-supervised cnn segmentation. In: Proceedings of the IEEE conference on computer vision and pattern recognition. pp 1818–1827
- Varior RR, Haloi M, Wang G (2016) Gated siamese convolutional neural network architecture for human re-identification. In: European conference on computer vision. Springer, pp 791–808
- Von Luxburg Ulrike (2007) A tutorial on spectral clustering. *Stat Comput* 17(4):395–416
- Wang Y, Wang L, You Y, Zou X, Chen V, Li S, Huang G, Hariharan B, Weinberger KQ (2018) Resource aware person re-identification across multiple resolutions. In: Proceedings of the IEEE conference on computer vision and pattern recognition. pp 8042–8051
- Wang Y, Zhang P, Gao S, Geng X, Lu H, Wang D (2021) Pyramid spatial-temporal aggregation for video-based person re-identification. In: Proceedings of the IEEE/CVF international conference on computer vision (ICCV). pp 12026–12035
- Wei L, Zhang S, Gao W, Tian Q (2018) Person transfer gan to bridge domain gap for person re-identification. In: Proceedings of the IEEE conference on computer vision and pattern recognition. pp 79–88
- Wu J, Yang Y, Lei Z, Wang J, Li SZ, Tiwari P, Pandey HM (2020) An end-to-end exemplar association for unsupervised person re-identification. *Neural Netw* 129:43–54
- Wu Z, Efros AA, Yu SX (2018) Improving generalization via scalable neighborhood component analysis. In: Proceedings of the european conference on computer vision (ECCV). pp. 685–701
- Xu J, Zhao R, Zhu F, Wang H, Ouyang W (2018) Attention-aware compositional network for person re-identification. In: Proceedings of the IEEE conference on computer vision and pattern recognition. pp 2119–2128
- Yang Y, Zhang T, Cheng J, Hou Z, Tiwari P, Pandey HM et al (2020) Cross-modality paired-images generation and augmentation for rgb-infrared person re-identification. *Neural Netw* 128:294–304

- Yang Y, Tan Z, Tiwari P, Pandey HM, Wan J, Lei Z, Guo G, Li SZ (2021) Cascaded split-and-aggregate learning with feature recombination for pedestrian attribute recognition. *Int J Comput Vis*. pp 1–14
- Yang Y, Tiwari P, Pandey HM, Lei Z et al (2021) Pixel and feature transfer fusion for unsupervised cross-dataset person reidentification. *IEEE Trans Neural Netw Learn Syst*
- Zhao L, Li X, Zhuang Y, Wang J (2017) Deeply-learned part-aligned representations for person re-identification. In: *Proceedings of the IEEE international conference on computer vision*. pp 3219–3228
- Zhao H, Tian M, Sun S, Shao J, Yan J, Yi S, Wang X, Tang X (2017) Spindle net: person re-identification with human body region guided feature decomposition and fusion. In: *Proceedings of the IEEE conference on computer vision and pattern recognition*. pp 1077–1085
- Zheng W-S, Gong S, Xiang T (2012) Reidentification by relative distance comparison. *IEEE Trans Pattern Anal Mach Intell* 35(3):653–668
- Zheng M, Karanam S, Wu Z, Radke RJ (2019) Re-identification with consistent attentive siamese networks. In: *Proceedings of the IEEE/CVF conference on computer vision and pattern recognition*. pp 5735–5744
- Zheng L, Shen L, Tian L, Wang S, Wang J., Tian Q (2015) Scalable person re-identification: a benchmark. In: *Proceedings of the IEEE international conference on computer vision*. pp 1116–1124
- Zheng L, Yang Y, Hauptmann AG (2016) Person re-identification: past, present and future. *arXiv preprint: [arXiv:1610.02984](https://arxiv.org/abs/1610.02984)*
- Zheng Z, Zheng L, Yang Y (2017) Unlabeled samples generated by gan improve the person re-identification baseline in vitro. In: *Proceedings of the IEEE international conference on computer vision*. pp 3754–3762
- Zhong Z, Zheng L, Cao D, Li S (2017) Re-ranking person re-identification with k-reciprocal encoding. In *Proceedings of the IEEE conference on computer vision and pattern recognition*. pp 1318–1327

Publisher's Note Springer Nature remains neutral with regard to jurisdictional claims in published maps and institutional affiliations.